


September 2012

Tip: Every aspect of consistent photography requires a clear and calm un-hurried state of mind to develop skills so that real improvement can begin!

*Martin Edge—
The Underwater
Photographer*

Underwater Images Presentation: All in at HUPS!

Submitted by Greg Grimes



Tom Collier—Advanced

Join us on Monday, September 10th 7:00 p.m. at Bayland Community Center as we take a moment to admire some of the fine images that are currently being captured by our fellow HUPS members while on recent dive adventures. This is a brand new program for HUPS and is being spear headed by Dennis Deavenport, who will allow our members to showcase their images and videos and answer some questions about their work, cameras, lenses and housings. As you might remember, in the last newsletter and meeting Dennis sent out a battle cry for all images/videos and this month we will see what he was able to put together. This should be fun! This will hopefully get your wheels turning when it comes to your next dive trip and finally find out “How they got that shot”.

Visitors are always welcome and you may see some new faces from former HUC members who received an open invitation to attend our meeting since their organization is no longer in existence. If you see them, please make them feel welcome. If you are able to attend, there is as always an open invitation to those of you who would like to join in for food or drink after the meeting at Don Carlos. Hope to see you all there!

In This Issue:

- All in for HUPS
- Mr. Potato Head Returns
- Party at the Deavenport's
- Marine life camouflage
- Divers show their Heart
- Artificial Reef Survey



Mike Greuter—Intermediate


Upcoming Workshop: Underwater Exposure & Lighting

Submitted by Greg Grimes

Join us on September 15th at Bayland Community Center from noon until 3:00 p.m. as one of our favorite presenter: David Lenderman along with his favorite assistant, Mr. Potato Head will do his best to explain underwater exposure and lighting. If you have ever attended one of

David's lectures you know that you are in for a very informative and interactive afternoon. David will be covering the following: understanding the exposure puzzle, understanding your camera's metering system, creating blue or black backgrounds in your shots, strobe selection, and strobe positioning, single vs. double strobes and dealing with backscatter. In the lecture portion, he will have demonstrations available for you to work with your rig to accomplish proper metering and exposure. Be sure to sign up for this informative workshop either on the HUPS forum, or email me at greg@theworldinflash.com. As a reminder, since this is an interactive workshop please bring with you your camera with housing and at least one strobe attached.





President's Message

Submitted by Jim Mensay

So, do you know what you don't know????

We were browsing through our pictures this week while trying to select just the right ones for this next months photo contest. Wow, we have almost a terabyte worth of pics.

For you old timers, that is a whopping big stack of floppy discs worth. I'm talking about those 5 inch ones, not those small compact 3 1/2 inches.

Well, back to the pics. I had a lot of really good shots. Not everyone, not most, but a whole lot of good ones.

Then I started to look at the not-so-good ones. That is when I realized that I know at least some of what I don't know. For instance:

- a.. While shooting on manual (and we all do), how do you determine if you need full strobe, half strobe, or one quarter strobe?
- b.. By the way, how do you know exactly how to aim those strobes (if two) or strobe (if only one)?
- c.. What is the minimum f-stop you can use to get the greatest depth of field and still capture enough light to show the subject?
- d.. What is the maximum shutter speed you can use so that your subject (fish) is not a big blur, yet you still get the right light?
- e.. Just what is the right negative space and how do you convince the critter to pose in front of it?
- f.. When using a wide angle, how come the macro critters just seem to appear? Now how can that wide angle do justice to those little guys right in front of you?
- g.. When using a macro, how come the whale shark or manta ray shows up right in front of you? And how can you use that macro lens to capture the moment?
- h.. Why is it that you spend 3 minutes slowing approaching a reef, and when you finally get there, all the fish are gone?
- i.. How do you balance your rig so that it is just right (not negatively buoyant and heavy, not positively buoyant and floating)?
- j.. How come some of those pics are not in focus?
- k.. How do you get that perfect light beam shining right through your picture?
- l.. Can you really take one of those over/under shots?

Well, these questions are all a good reason to come to the next club meeting, and even a better reason to come to the next club work-shop. David Lenderman will be presenting his infamous workshop on UNDERWATER EXPOSURE AND LIGHTING on Saturday September 15th, noon to 3, and this workshop should help all of us become more proficient with our skills and help answer some of these questions.

If you watch the monthly photo contents, you'll see that on any one evening, sometimes a picture from any category can be the best one of the night. Obviously some of the previous workshops have really helped. That's what HUPS really does well; it helps make us all better at underwater photography. And, by the way, we make really great friends and travel half way around the world just to get bragging rights for the next BEST picture of the night.

Looking forward to seeing you all at the meeting Monday night, and at the workshop later this month, and under the boat on our next dive trip.

Scuba Jim

Bay Area Divers Market & Expo

Submitted by Capt. Randy Widaman

Please join Bay Area Divers for their annual Market and Expo. This year the event will take place on October 13th at Clear Lake Park located off NASA Rd. 1. The event is billed as one of the largest for new and used equipment all available for sale. The event will begin at 10:00 a.m. until 4:00 p.m and the price of admission is \$6.00 per person. There will also be food and drink available for sale at the market so come hungry. For more information be sure and visit the [Bay Area Divers website](#). Let's support our fellow dive club and give them a good showing from HUPS



Archive Article – Marine Life Camouflage

By Joyce Burek



Have you ever put your hand down on what you thought was a rock, only to discover that the rock has poisonous spine? If you have, then you are aware of the effectiveness of camouflage by marine creatures. This article describes some of the common types of camouflage used and how it helps the creature to survive in the marine environment.

Marine creatures use camouflage for their own self protection or as a means of enhancing their hunting success (like human hunters do). The type of camouflage used can be a natural part of their body such as body shape or color changes. Some marine animals use their environment for camouflage. This

would be considered a behavioral camouflage.

The use of camouflage to enhanced hunting success is best exemplified by the scorpion fish and stonefish. These fishes are usually a mottled brown and resemble the rocks on which they perch. An unaware fish that swims too close by will be quickly engulfed by the “living rock”. Instead of looking like a rock, the frogfish resembles a colorful sponge. It dangles a lure in front of its mouth to attract fish. All these fishes usually have large mouths to attract fish. All these fishes usually have large mouths which enable them to quickly engulf their prey. The trumpetfish uses behavioral camouflage to catch its prey. It will hang vertical among the sea rods and sea plumes, gently swaying with the current. If a small fish swims by, the trumpetfish’s long snout act like a vacuum cleaner and sucks it in. It will swim just above a large fish so that it blends in with the other fishes outline. This is probably more of a self protection type of camouflage than a hunting type since most large fishes are also predators. A small fish certainly would not swim near it.

Many creatures use camouflage for self protection. The Stingray will bury itself in the sand, leaving only the eyes showing. This helps to hide him from sharks that like to feed on rays. The tiny Slender Filefish can change its body coloration to blend in with the color patterns of sea rods. When hanging vertically it will have one pattern but when swimming horizontally it will change to another pattern. The Peacock and Tropical Flounders change their body color to blend with the sand and gravel upon which they rest. Camouflage does not have to affect the entire body. For instance, the Spotfin and Banded Butterfly fish only camouflage their vulnerable eyes by having a dark run through it. The Four-eye Butterfly fish uses a false eyespot near the tail to direct attention away from its real eyes.

Fish are not the only marine creatures that use camouflage. Many members of the crab family have developed elaborate disguises. Some crabs carry an anemone on their back. One crab species carries a large piece of sponge on its back, held in place by specially modified legs. Other sponge crabs just attach small pieces of sponge to hairs on their body and legs. The decorator crabs use a variety of other marine organisms for disguises ranging from algae to hydroids. The sea eggs will attach shells, coral fragments, grasses and algae to its spines. Some species of nudibranchs resemble their prey in both shape coloration.

By taking a closer look at the reef you will be able to find many animals that use camouflage. If you understand their behavior, it is much easier to find and photograph marine creatures.



IT'S PARTY TIME - FALL IN WITH HUPS

WHAT? A Pot Luck Party for all HUPS members

WHEN? Saturday, October 13 – from 5 pm until you leave

WHERE? Dennis and Martha Deavenport's home in Clear Lake

2515 Blossom Bay Ct, Houston, TX 77059 281 218-6950

It's time to party and we'll be doing it at my home. We've been diving, we have lots of stories, and it's time to get to know each other better. The weather will be cooler and hopefully we can enjoy some quality time inside and outside. My koi and goldfish & Martha's hummingbirds will be glad to see you when you walk out our back door.

Everyone and their significant others are invited to show up with their favorite dish for a good meal and socializing. We will be providing some fantastic Bar-B-Q from my favorite Kemah restaurant, T-Bone Tom's. We're asking everyone to bring something that will help fill out the menu.

We have a group of people from the Board of Directors that have offered to help get the party organized and make sure it runs smoothly.

If you plan to attend (or not) please send me an email at ddeavenport@comcast. If you think you know what you'd like to bring, send that along too.



Good News Story from Divers for Divers

Submitted by Alicia Grimes



Greg Grimes—Novice

I am always on the lookout for good news stories concerning our favorite past time, diving. Recently, I came across such a story about the charity organization [Dive Heart](http://www.diveheart.org). This wonderful organization, which is based in Florida, allows children as well as disabled adults the opportunity to see the underwater world that we love so much through scuba. Please take a moment to view the video below as I am sure it will make you smile and be proud to be a diver.

<http://video.msnbc.msn.com/nightly-news/48745336#48745336>

Artificial Reef Survey

Submitted by Jesse Cancelmo

Hi HUPS divers/photographers,

If you are a Gulf diver or have an interest in Artificial Reefs (ARs) in marine sanctuaries, please complete the survey below (see link). It will take 1–2 mins max to complete. I thank you much for your time and feedback.

Jesse Cancelmo

FGBNM SAC member and leader for the AR Working Group

<https://www.surveymonkey.com/s/SACArtificialReefWGSurvey>

Diver Joke!



Bess Bright—Novice

Readers Digest September 2012

Two great white sharks swimming in the ocean spy some divers. The younger one licks his lips and makes a bee line for them. “Just a minute,” says his father stopping him. “First we swim around them with just the tip of our fin showing.” And they do. “Now we swim around them a few times with all our fins showing.” And they do! “Now we eat everybody”. When they both gorged, the son asks, “Dad why didn’t we just eat them when we first saw them?” “Because they taste better without all of the poop inside”.



Terry Moore—Advanced

Contest results through August 2012		
NOVICE		
1st	Greg Grimes	493
2nd	Mike Fernandez	488
3rd	Bess Bright	444
4th	Lance Glowacki	410
5th	John VanAtta	248
INTERMEDIATE		
1st	Jim Mensay	525
2nd	Debbie Mensay	496
3rd	Mike Greuter	450
4th	John Petty	178
5th	Monica Losey	103
ADVANCED		
1st	Tom Collier	558
2nd	Ken Knezick	512
3rd	Dennis Deavenport	496
4th	Terry Moore	481
5th	Ken Bean	441



Ken Knezick—Advanced



Debbie Mensay—Intermediate



Mike Greuter—Intermediate





2012

Meetings

Meetings & Presentations

Month	Date	Presenter	Show Title & Synopsis	Contest Topic
January	9th	Terry Moore	Terry Moore presents Afghanistan to Bon- aire	Turtles
February	6th	Jesse Cancelmo	Capturing & Publishing Cave Images of Texas: (Goodenough Springs)	Angelfish & Butterfly Fish
March	5th	Dennis Deavenport	Underwater Composition	Two or More of a Kind (but less than a dozen)
April	2nd	Dr. Brian Tulloch	Safari Serengeti—Tented camp safari	Nudibranchs & Worms
May	7th	Mike Greuter	How HUPS has Improved My Composition	Real Small Macro
June	4th	Kandace & Jim Heimer	Lembeh Resort & Buyat Bay	Wide Angle
July	9th	Frank & Joyce Bu- rek	New Zealand & Creatures of the Night	Fish Portraits
August	6th	HUPS Members	Under Water Video Night	Leading Lines
September	10th	HUPS Members	All In Night	Gobies, Blennies, Jawfish, Triplefins
October	1st	HUPS Members	Philippines Trip Recap	Cute/Funny
November	5th	TBA	TBA	Divers & Snorkelers
December	3rd	HUPS Members	HUPS Christmas Party	Best of HUPS & Creative

Workshops & Education

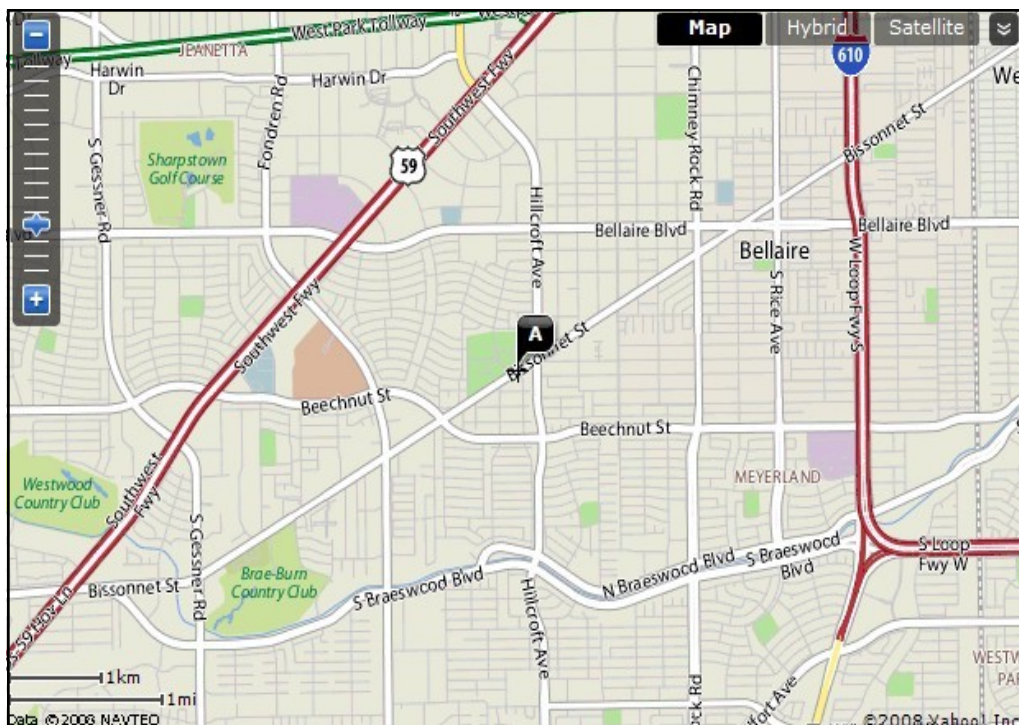
Event	Date	Instructor/Leader	Online Info
Underwater Lighting & Exposure	Sept. 15, 2012	David Lenderman	http://hups.org/Workshops/Workshops/2012-UW_Exposure_&Lighting.htm

Keep up to date with all workshops at <http://www.hups.org/Workshops/Workshops.htm> and on the forum at <http://www.hups.org/forum/index.php?board=5.0>



*The Houston Underwater Photographic Society meets at
the Bayland Community Center starting at 7:00 PM.
(Social time begins at 6:45)*

*(6400 Bissonnet, near the Hillcroft intersection)
Visitors are always welcome.*



2012 HUPS Officers

President:

Jim Mensay

Vice President:

Greg Grimes

Secretary:

Tammy Allyn

Treasurer:

Tom Collier

Membership/ Newsletter:

Alicia Grimes

Photo Contest:

Dennis Deavenport

TGCC Rep:

Frank Burek /

Debbie Mensay

Web Master:

James Heimer

Workshops:

Greg Grimes

Trip Coordinator:

Alicia Grimes

Historian:

Frank Burek

Special Events:

Jan Baughman


HUPS on the Web



<http://www.hups.org/>



<http://www.youtube.com/user/HUPSdotORG>



<http://www.facebook.com/home.php?%23!group.php?gid=174168478778>

Board of Directors

Mary McDonald

Jan Baughman

Frank Burek

Dennis Deavenport

Henry Ragland

Mike Greuter

Ken Knezick

Russell Ramsey

Mike Fernandez

Lance Glowacki

Bess Bright

HUPS

P.O. Box 270056

Houston, TX 77277-0056

