



# HUPS Newsletter

June 1, 7- 9 pm



**Stories From the Secret Sea**  
with Burt Jones

## Inside this issue:

Details of Burt Jones' presentation	2-7
President's Message	8
Photo Contest, POTY, Contest Categories	9-15
Fin Facts - Betsy Beasley	16-17
HUFF 2026 Virtual Tickets Now Available	18
Easy Editing OM TG-7 Photos in Adobe Lightroom	19
Just Add Light: Enhancing Underwater Photography with Colored Lighting	20-28
Gadget of the Month	29
Trips and Announcements	30-40

HOUSTON UNDERWATER PHOTOGRAPHIC SOCIETY  
PRESENTS

FEATURE PRESENTATION WITH

# BURT JONES

## STORIES FROM THE SECRET SEA

FOUR DECADES BENEATH THE SURFACE

AWARD-WINNING  
UNDERWATER PHOTOGRAPHER,  
EXPLORER, CONSERVATION  
ADVOCATE AND CO-FOUNDER OF

SECRET  
SEA  
VISIONS

For more than 40 years,  
Burt Jones has documented  
some of the most remote and  
biodiverse underwater  
ecosystems on Earth—  
from Raja Ampat to the  
Bird's Head Seascape.

HUPS MONTHLY MEETING

# JUNE 1, 2026

7:00 PM

BAYLAND COMMUNITY CENTER + ZOOM



EXPLORATION



PHOTOGRAPHY



CONSERVATION




STORYTELLING

A HOUSTON UNDERWATER PHOTOGRAPHIC SOCIETY PRESENTATION



[Link to the Zoom Meeting ID: 822 2562 5836 Password:](#)







© Jones/Shimlock Secret Sea Visions







© Jones/Shimlock-Secret Sea Visions



# President's Message

by Craig Beasley

Behind the scenes at the 2026 HUFF: Chapter 2

Last month, I talked about the chaos that was going on with me just before the first HUFF show this year. I had a crown come off a tooth and had to glue it back in with superglue before I went onstage and glued some of my fingers together in the process! Here is the second part of the chaos that was bubbling just beneath the surface.

As co-chairs of the HUFF, Betsy and I do our best to be completely prepared so there is no drama at the event. So, how's that going? Well, in the first year, we had plenty of drama leading up to the event, learning at the last minute that we had to produce DVDs because that is what the theater used to show films. I had never written a DVD for this purpose, but needless to say, I did learn and managed to get it ready. Then the pandemic hit. I'd say we had some stress and chaos from that. For the next HUFF, we switched venues and were delighted with the facilities at the MATCH, but a lot of bureaucracy came with it and more stress. Still, we endured. And then there was the disaster in that first year at Match where we followed advice from the MATCH people and showed the films on the wall of the theater. We learned that this is detrimental to the experience since it moves the image too far from the audience and also too far from the projector, which makes the image dim. And then there was the issue 3 years ago when we found as we watched the Sunday show in the big theater that the projection system had parameters set incorrectly, and the image looked totally washed out. It was really chaos at that point having to run up to the projection booth and argue with the management about it. Finally, we were able to tweak a parameter and go on with the show, but sub-optimal is a kind way to put it. This year was not different.

After my tooth fiasco on Saturday, I guess I was not expecting anything else, but I should have. After the intermission on Sunday, we begin to prepare to move across the breezeway for the reception and awards in the Gallery. We move everything from the theater lobby into the Gallery so that we can continue to sell raffle tickets and merchandise while we enjoy drinks and the buffet. And we also have to set up the buffet. This is where it happened. Mary Daniels, whose job is probably the most important of all – FOOD and DRINK – had an accident and slipped in the food prep area. As she fell, a sharp edge on a window cut her arm and it was pretty serious. People jumped into action, and she was at the emergency room getting stitches before I ever heard it had happened. Luckily, although it required stitches, she's OK. It could have been worse. I used to give a little safety message at the beginning of each program, but I took it out to shorten the program introduction. I guess I should put that safety slide back into the presentation. That's enough, but it's not the end.

When we began to vote, despite having tested everything just before the performance, we could not get the software to respond to the vote. At first, we thought we simply didn't have a Wi-Fi signal, but it became apparent that this was not the issue – it was much more serious. It seems that the company's site was not available. We simply said, "Oh well, we'll do it by hand". We made sure everyone had a program and a pen and ran the voting videos, and the audience circled their selections. How's that for high-level technology? We counted by hand and got it done. It cost me a couple of glasses of wine, but it was worth it.

In all of these adventures, I think we kept the audiences happy, produced excellent shows and the audience did not see too much of the chaos. In fact, most people we talked with about this were unaware that anything unusual was going on. I think it is a tribute to our process and our people who go through our "dress rehearsal" every year. But I also think divers and underwater photographers have special talents in this regard. From missed flights, lost luggage, storms, volcanoes, etc., we are accustomed to things going wrong and we even expect it, so we are prepared when it does happen. Thanks again to everyone for their hard work and for rolling with the punches!

# May 2026 Photo Contest

## Fish with Spots or Polka Dots



Aaron Crumbley - Novice 1st



Kurt Bollman - Novice 2nd



Kurt Bollman - Novice 3rd



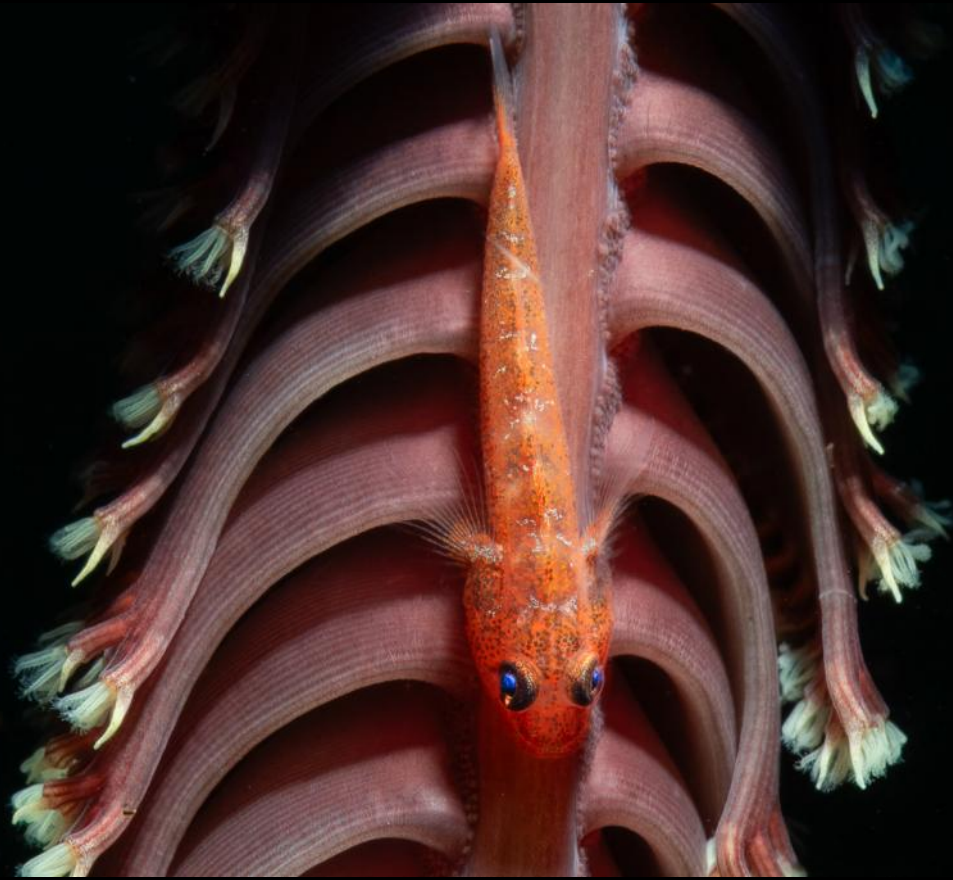
Lynn Zechiedrich - Intermediate 1st



Tiffanie Crumbley - Intermediate 2nd



Tiffanie Crumbley - Intermediate 3rd



Justin Wallace - Advanced 2nd



Justin Wallace - Advanced 3rd



Scott Singleton - Advanced 1st



John Van Atta - Advanced 1st

# 2026 POTY STANDINGS

	<b>Novice</b>	
<b>1ST</b>	<b>Aaron Crumbley</b>	<b>310</b>
<b>2ND</b>	<b>Kurt Bollman</b>	<b>256</b>
<b>3RD</b>	<b>-----</b>	
	<b>Intermediate</b>	
<b>1ST</b>	<b>Tiffanie Crumbley</b>	<b>338</b>
<b>2ND</b>	<b>Lynn Zechiedrich</b>	<b>323</b>
<b>3RD</b>	<b>Alex Kendig</b>	<b>192</b>
	<b>Advanced</b>	
<b>1ST</b>	<b>John Van Atta</b>	<b>362</b>
<b>2ND</b>	<b>Justin Wallace</b>	<b>348</b>
<b>3RD</b>	<b>Scott Singleton</b>	<b>339</b>
<b>4TH</b>	<b>Barry Cline</b>	<b>320</b>

**Click [here](#) to view the  
HUPS Photo Contests  
on HUPSdotORG.**

## 2026 Photo Contest Categories

<b>January</b>	<b>Banded/Stripes</b>	A fish or critter that has bands or stripes on their body. Detail: A pattern of parallel bands or lines on a contrasting background.
<b>February</b>	<b>Crustaceans (Shrimp, Lobsters, Crabs, etc.)</b>	Just like it says - look it up in the book (crabs, shrimp, lobsters, barnacles, etc.). When in doubt, Wikipedia can help you out.
<b>March</b>	<b>Diagonal Composition</b>	A diagonal composition is employed to arrange elements in an image based on a diagonal line.
<b>April</b>	<b>Gobies, Blennies, Jaw fish, Triple fins</b>	Tiny guys that like to hug the reef, hide out in holes, or build their nests in the sand. If you aren't sure, look it up in your fish ID book.
<b>May</b>	<b>Fish with Spots or Polka Dots</b>	A small round or roundish mark, differing in color or texture from the surface around it, such as boxfishes, coffer fishes, cowfishes and trunkfishes.
<b>June</b>	<b>Eels (morays, garden, etc.)</b>	There are lots of eels out there. They are pretty easy to spot. Think "snakes with gills".
<b>July</b>	<b>Natural light</b>	Use the sun for light (vs strobes), so lighting will be more even. Ideal for large subjects: large reefs, schools of fish, silhouettes, or large wrecks.
<b>August</b>	<b>Odd-shaped bottom dwellers</b>	If it's a bit odd looking and spends most of its life on or in the sand or reef, it probably qualifies. Infrequent-swimmers. Frogfish, crabs, flounder, scorpionfish, toadfish, batfish, lizardfish, crocodile fish...
<b>September</b>	<b>Camouflage</b>	Underwater camouflage is the set of methods of achieving crypsis—avoidance of observation—that allows otherwise visible aquatic organisms to remain unnoticed by other organisms such as predators or prey.
<b>October</b>	<b>Large swimmers (&gt; 4 feet) - not people</b>	A fish or critter that is "swimming" with a length > 4 feet, such as: grouper, tarpon, shark, sting ray, manta ray, dolphin, moray eel
<b>November</b>	<b>Hawkfish, Drums, Triggerfish</b>	This theme gives you up to 3 possible choices of fish families. If not sure, check your fish ID book.
<b>December</b>	<b>Best of HUPS</b>	NOVICE, INTERMEDIATE, ADVANCED, and CREATIVE contests: First place winners from each month's Novice, Intermediate and Advanced categories will be entered automatically for judging. The Creative category lets you enter anything you want as long as you do the photography and any special editing.

## 2027 Photo Contest Categories

<b>January</b>	<b>Angelfish &amp; Butterflyfish</b>	Pomacanthidae & Chaetodontidae are platter-flat, colorful, and pretty. If you aren't sure, look it up in your fish ID book.
<b>February</b>	<b>Man-Made/Wrecks</b>	Any large object (larger than a basketball) made by man that is on the bottom, such as: ships, planes, vehicles, etc. Avoid trash and debris.
<b>March</b>	<b>Turtles</b>	Sea Turtles, any variety – one or more. Your choice. Our air-breathing aquatic reptile buddies with the ancient pedigree.
<b>April</b>	<b>Black &amp; White (monochrome)</b>	Mono-color images (black & white, sepia, blue-tone, etc.). Only shades of one color are allowed. Can be taken as a mono-color image straight out of the camera or edited down from full color.
<b>May</b>	<b>Flat fish</b>	It needs to have a pronounced flat profile and be a FISH: flounder, angelfish, filefish, butterflyfish, sunfish, triggerfish, etc.
<b>June</b>	<b>Macro - Smaller than an orange</b>	The subject is smaller than an orange. Can be a portion of a larger subject (eyes, fins, etc.). Should be taken with a macro lens or one that focuses close. Don't just over-crop.
<b>July</b>	<b>Damselfish, Chromis, Hamlets, Basslets</b>	A group of small fish generally 3 to 6 inches in length that have a perch like or oval profile. If you are not sure look in your fish id book.
<b>August</b>	<b>Cephalopods (octopi, squid, cuttlefish)</b>	Cephalopods are a sub-group of the phylum Mollusca (i. e., mollusks). Limit your entries to: squid, cuttlefish, octopi, and nautilus. (Not snails, slugs, clams, nudibranchs.)
<b>September</b>	<b>Hogfish, Wrasses, Parrotfish, Razor</b>	This theme gives you up to 4 possible choices of fish families. If not sure, check your fish ID book.
<b>October</b>	<b>Sharks &amp; Rays</b>	Chondrichthyes or cartilaginous fishes are jawed fish with paired fins, paired nares, scales, two-chambered hearts, and skeletons made of cartilage rather than bone. The class is divided into two subclasses: Elasmobranchii (sharks, rays and skates) and Holocephali (chimaeras, sometimes called ghost sharks).
<b>November</b>	<b>Anemones &amp; things that live in them</b>	Just like it says. To qualify, an anemone must be in the shot. The "things" (clownfish, crabs, etc.) are optional.
<b>December</b>	<b>Best of HUPS NOVICE, INTERMEDIATE, ADVANCED, and CREATIVE contests</b>	First place winners from each month's Novice, Intermediate and Advanced categories will be entered automatically for judging. The Creative category: Enter anything you want as long as you do the photography and any special editing.



# FIN FACTS

Welcome to Fin Facts, where we swim into the story behind a different HUPS member each month. Grab your mask and snorkel—we're exploring their favorite underwater adventure, creative inspirations, and the gear that keeps their fins kicking. Let's dive in with...

## Betsy Beasley



### Fin-tastic Image

3 sea hares piled on top of each other moving swiftly along, Dumaguete.



### UNDERWATER RIG

OM Systems OM 1, Nauticam housing, Weefine monitor, various Kraken lights, 14-42, 12-15, 60 and 90 mm lenses.

1

### DIVING

I started diving in 1990.

2

### PROFESSION

School and Clinical Psychologist, Tennis Professional.

3

### HUPS

12 years. My husband was a member for some time before I joined.



### RECENT PURCHASE

Weefine monitor, to better magnify subjects when using the 90 mm lens.

### More Fin Facts...

What is your favorite dive destination and what makes it special for you?

Romblon, Tulamben, Anilao, Lembeh Strait...all for macro and supermacro videography.

What underwater location is currently at the top of your wish list?

Tulamben, particularly to stay at Villa Markisa.

What critter are you currently obsessed with or hoping to shoot next?

There are some nudibranchs that haven't made it to my memory card!

What are your dive plans for 2026?

Romblon (3P), Tulamben (Villa Markisa), Ambon to Alor (liveaboard).

Which do you prefer?



**“Prefer videography, but not always possible due to conditions, so I take stills as well.”**



Betsy, you have my attention with that external monitor!  
... I know you won't have any "Nudi Blues" with that setup.

Many Tanks! - Justin

WANT TO BE  
FEATURED ON FIN  
FACTS?

We'd be thrilled to hear your story, **scan** or **click** the code, fill out the form, and stay buoyant!



SCAN OR CLICK

# **HUFF 2026**

## **Virtual Tickets**

**Available at the HUFF website  
and for all previous festivals  
(2020, 2021, 2022, 2023, 2024, 2025)**

**[huff.hups.org/shop](https://huff.hups.org/shop)**

**Continue to check the website for  
upcoming HUFF 2026 and 2027 news.**

**HUFF 2027 is April 3-4**

**Enter HUFF 2027 at**

**<https://filmfreeway.com/HoustonUnderwaterFilmFestival>**

**Entries will open soon**



# Easy Editing OM TG-7 Photos in Adobe Lightroom



**Click to see Video**

**[Here](#)**



# Just Add Light: Enhancing Underwater Photography with Colored Lighting



By Glenn Ostle

In the article [Go Small or Go Home](#), I wrote about some of the things my partner Pam Hadfield and I learned by attending a macro photography workshop at the Crystal Blue Resort in Anilao, Philippines.

Throughout the week we were encouraged to get close to small subjects; shoot upwards; and create a pleasing “bokeh,” a Japanese word that in photography refers to a soft out-of-focus background.

One day we shot with only wide apertures which creates a narrow focus area surrounded by soft colors. Another day we focused on finding unique behaviors such as cleaning, mating, feeding, hunting, or “brooding.”

The workshop also included discussions about lighting and the use of a snoot: a separate light source that creates a small, adjustable pool of light to highlight all or part of a subject.

By the end of the week, we had learned a number of ways to improve our macro photography.

When we returned home and reviewed macro photos taken by well-known underwater photographers, we realized that one area we needed to explore further was the use of colored lighting.

That was about to change!



This small squat shrimp was considerate enough to pose atop a tube anemone. Blue and magenta lights were used to highlight the tentacles while a snoot brought out the colors of the shrimp. 1/180 • f/8 • ISO 400

On a planned trip to Tulamben, Bali we elected to hire a private guide with knowledge of local dive sites and who was also proficient in creative macro lighting techniques. It turned out that we could not have been more fortunate than to spend four days diving with local dive guide and excellent photographer Ajiex Dharma.

Ajiex's first question was about my camera set up. I told him that for macro I was using a Nikon Z6 mirrorless camera with a AF-S MICRO NIKKOR 105mm 1:2.8 GED lens along with +5 and +10 diopters. He recommended that the +10 would be best for the size of subjects we would likely encounter.

Ajiex explained that we would be using strobes for some shots but for most photos we would turn off the strobes and shoot using only the illumination from the lights he brought with him. These included several fitted with numerous different colored filters and one bright light to serve as the snoot.

During our dives Ajiex demonstrated how to arrange the colored lights to create varying colors with overlapping patterns plus how common items could be used to reflect the lights providing an interesting look to both subject and background.

Once set up and all the lights turned on the entire scene took on a totally different look. It was like being in an underwater photo studio as we carefully arranged and rearranged lights around the subjects to achieve different effects.



A snoot was used to highlight this Harlequin Shrimp while magenta and blue lights reflected on a pad of steel wool, provided the colorful background to match the mottled blue and red markings on the shrimp. 1/180 • f/8 • ISO 400

After watching Ajiex carefully evaluate and then set up the various scenes we realized that this fascinating subset of macro photography needs to be approached cautiously and selectively.

First, unless photographing in places primarily known for macro subjects, few diving conditions will allow an underwater photographer the necessary time or opportunity to erect elaborate set ups.

Second, working close to small fragile animals requires being exceptionally careful. We have found the best practitioners of this type of photography are divers with excellent buoyancy who go to great lengths not to harm the animal being photographed or disrupt the area around it.

Keeping these concerns in mind, in the future we plan to try more creative lighting whenever conditions allow. It is a great way to give a fresh new look to some subjects that we have been photographing the same way for years.

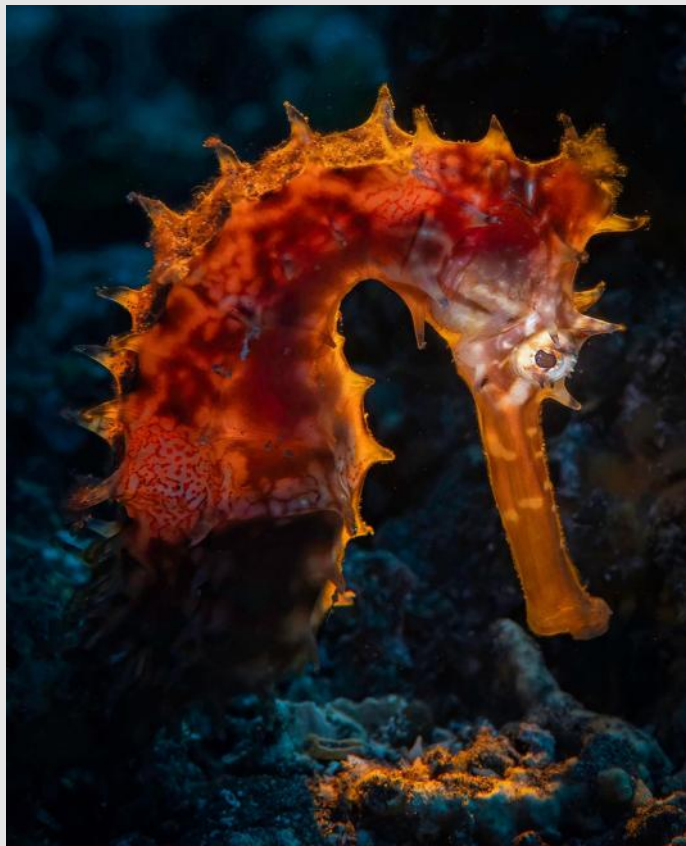
The following are a few examples from our time with Ajiex along with a few words of explanation about how the photos were created.



**A snoot and several colored lights were used to highlight the small coral shrimp resting inside a piece of coiled whip coral which we found growing out of the sand. 1/180 • f/8 • ISO200**



**We found this Donut Nudibranch perched atop a piece of coral. White light reflected off a pad of steel wool, gave it a party-like look so we call it "Disco Donut." 1/180 • f/8 • ISO 200**



An orange back light was used to show the outline of the sea horse while the snout helped highlight the eye.  
1/250 • f/16 • ISO 200



This tiny nudibranch is known as “Shaun the Sheep” due to its resemblance to a character in a series of British claymation films. It is only about the size of a grain of rice and is normally found feeding on algae on a leaf. A snout shining downward brought out the green color of the leaf, while a green colored light provided complementary green ovals in the background. 1/500 • f/8 • ISO 200



We call this “Shrimp in the Moonlight.” A round yellow light was used in the background to simulate the moon, while an orange light highlighted the tips of the coral and a snoot lit the shrimp. 1/250 • f8 • ISO 200



Red and yellow lights were used to add an aura of mystery to this Yellow Rhinopia. 1/180 • f/8 • ISO 200



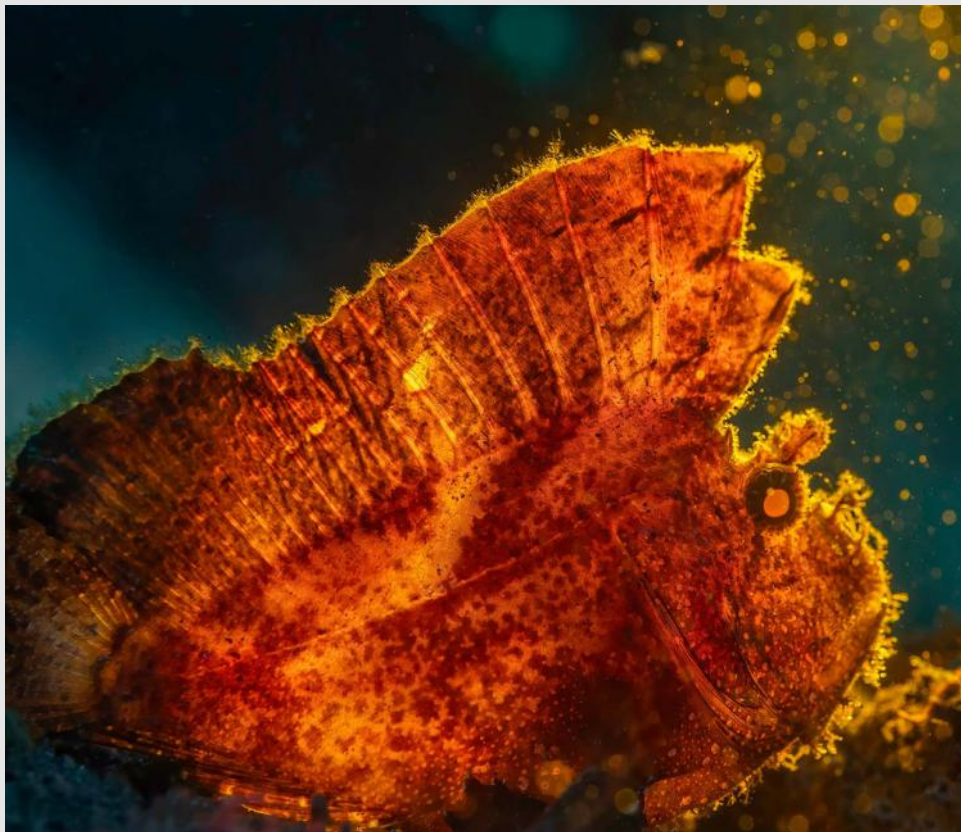
A white bubble-like background makes this colorful nudibranch stand out. 1/180 • f/11 • ISO 200



The objective in this photo was to highlight just the outline of the eel using an orange backlight, while the snout was used to highlight the eye. 1/180 • f/8 • ISO 400



A wide aperture and a snoot helped focus on just the front of this nudibranch. A blue light in the background matches and helps highlight the blue “frill” of the nudibranch. 1/250 • f/5.6 • ISO 200



An orange backlight was used to outline this Leaf Scorpion fish. We elected to leave in the orange “bubbles” at the top of the photo created by the colored light hitting backscatter in the water, as they seemed to add to the photo. 1/250 • f/8 • ISO 200



**An example of the lighting arrangement. A piece of steel wool is positioned behind the shell to create the twinkling bokeh in the background.**


# Gadget of the Month<sup>29</sup>



**Bring your  
favorite gadget  
to the next  
meeting to  
share.**

# TEXAS

*Caribbean*



**M-V Fling has been carrying divers out to the World-Class sites at the Flower Garden Banks NMS and beyond! It's by far the best diving in Texas. Come with us to dive in BLUE-WATER and see coral reefs and all the animals there!**

**726 West Brazos Boulevard, Freeport, TX,  
United States, Texas**

**(979) 233-4445**

**[info@TexasCaribbean.com](mailto:info@TexasCaribbean.com)**

**Go view this video to get a small view of the Flower Garden Banks:**

**<https://>**

**[www.facebook.com/100057303948082/videos/422927503937073](https://www.facebook.com/100057303948082/videos/422927503937073)**

**To book:**


**[texascaribbean.com](http://texascaribbean.com)**



**Miss  
any recent  
HUPS  
Meetings?**

**Click [here](#)  
to view them  
on our YouTube channel  
HUPSdotORG**

# 2026 TGCC MEMORIAL COLLEGE SCHOLARSHIP



The Texas Gulf Coast Council of Diving Clubs (TGCC) plans to award \$500 College scholarships during 2026. This scholarship is given in memory of the many deceased members and leaders of our dive community. It is also awarded in recognition for support of the TGCC Scholarship Program by Frank & Joyce Burek, Tom Burns, Rodney Dwire, Alicia Grimes, the Houston Underwater Club, the Houston Underwater Photographic Society, Pete & Norma Hunter, Mark Leiserowitz, Loy Murphy, Mike Peters, Linda Petty, David Pichler, Ja Van Pruett, Russell Ramsey, Louise & Fred Toole and Billie Williams. The purpose of this award is to support the higher educational goal of the members, and their families, who support the dive clubs in the Texas Gulf Coast area. The award will be paid by TGCC directly to the U.S. college towards tuition.

## Eligibility Rules:

Scholarship applicant must be a college undergraduate or graduate student attending a U.S. college in 2026, or a high school senior that has been accepted to a U.S. college in 2026.

The applicant, the parent(s) (biological or through formal adoption), or the grandparent(s) of the applicant, must be an individual member of TGCC or a member of a TGCC member club with dues current in 2026.

Application (see other side) must be received by the TGCC Donations Committee prior to **June 30, 2026**. TGCC will review all completed applications on July 9, 2026.

Applicant shall have the high school/college furnish a transcript of grades, courses and class standing.

## Scholarship General Guidelines:

Scholarship decisions of TGCC are final.

Scholarship winner is expected to keep TGCC abreast with his/her progress in college.

TGCC reserves the right to not award a prize depending upon the number of entries and qualifications of the applicants.

A personal interview with members of the TGCC Scholarship Committee may be required prior to awarding this scholarship.

Confirmation will be by e-mail. Make sure phone and e-mail data provided is current.

TGCC is offering this scholarship as a reward to TGCC members, TGCC member and associate clubs or the children of these members to thank them for supporting TGCC's efforts in promoting safe sport diving. The committee will take into consideration the applicant or applicant's parents involvement in TGCC and member clubs and/or the diving community in general throughout the year.

**Applications should be e-mailed to the TGCC Donations Committee Chairman:**

[jfburek@consolidated.net](mailto:jfburek@consolidated.net)

# 2026 TGCC MEMORIAL COLLEGE SCHOLARSHIP



Applicant's First Name: \_\_\_\_\_ Last Name: \_\_\_\_\_

Mailing Address: \_\_\_\_\_

E-mail Address: \_\_\_\_\_ Phone Number: \_\_\_\_\_

High School: \_\_\_\_\_ Year Graduated: \_\_\_\_\_

Name of the U.S. college to be attended in 2026: \_\_\_\_\_  
(Please enclose a copy of the acceptance letter, or current college transcript):

Comments and information about the applicant's grades and academic performance:

\_\_\_\_\_  
\_\_\_\_\_

Comments and information about the applicant's sports and/or other extracurricular achievements:

\_\_\_\_\_  
\_\_\_\_\_

**Description of why the applicant feels he/she should be selected for this scholarship.  
(Use a separate page)**

TGCC Affiliation (member of TGCC or TGCC member club)

Applicant          Parent          Grandparent          (please circle one)

Affiliate First Name(s): \_\_\_\_\_ Last Name: \_\_\_\_\_

Affiliate Clubs (TGCC, CHUM, HUPS, Lunarfins, etc.): \_\_\_\_\_  
\_\_\_\_\_

Number of Years as member of the above named club(s): \_\_\_\_\_

List any positions of leadership held by Affiliate: \_\_\_\_\_

Applicant's Signature: \_\_\_\_\_ Date: \_\_\_\_\_

# American Charitable Watersport Activities Foundation



## 2026 Supporter Registration

# \$20

The “American Charitable Watersport Activities Foundation” (ACWA) was established by SCUBA divers on March 31, 2023. ACWA is recognized by the IRS as a 501(c)(3) public non-profit charity. Staffed by non-paid volunteers, all ACWA’s administrative expenses and some of its donation support, is provided annually by members of our community who chose to become “Supporters”.

Supporter Registration for the “American Charitable Watersport Activities Foundation” (ACWA) is open to Clubs and Individuals who reside in the United States of America.

“Supporters” on record for 2023, 2024 & 2025 are listed on a “Supporter Master List” and need not complete this form. They continue their charity efforts with their 2026 payment of \$20 to ACWA’s treasurer - Mark Leiserowitz (contact information listed below).

New “Supporters” need to complete this form to provide ACWA with contact and IRS reporting information. To join the others who believe in supporting the operations of a charity targeting our community. Please print legibly as e-mail addresses will be utilized to keep supporters abreast with the charity’s status and your name as identified below, used in any future donation reporting required by you or the IRS.

Make Checks Payable To: **ACWA, c/o Mark Leiserowitz, 5205 De Milo Dr., Houston, Texas 77092**

Name: \_\_\_\_\_ Phone / Cell Phone: \_\_\_\_\_

E-Mail: \_\_\_\_\_

Signature: \_\_\_\_\_ Date: \_\_\_\_\_

Click [here](#) to view the  
**Spring 2025 Video Contest**

**FALL 2026 VIDEO CONTEST**

**Entries are due by midnight October 1. Short Video and Feature Length Video categories. Voting will take place on the HUPS Video Contest Facebook page through May and winners will be announced at the November HUPS meeting.**

**View the rules on [hups.org](http://hups.org).**

**Address questions to [betsytennis@gmail.com](mailto:betsytennis@gmail.com)**

**Please transfer files to Betsy Beasley via the free service - [WeTransfer.com](http://WeTransfer.com)**

# Membership

## Info for Dues Payments

**\$35 single person membership**

**\$45 family membership**

**Payable via PayPal on-line through HUPS webpage or cash/check. If choosing to pay via cash/check, please let us know so we can provide to you a mailing address. [hups.org/join](http://hups.org/join)**

**Contact Dennis Deaven [dennisdeavenport@comcast.net](mailto:dennisdeavenport@comcast.net)**

# SAVE THE HUFF 2027 DATE

April 3-4

at Midtown Arts & Theater Center Houston (MATCH)

## Monthly Photo Contest

**Photo contest entries are due on the Wednesday before the upcoming monthly meeting. Please send them to Martin Daniels at**

**[HUPS\\_Photo\\_Contest@googlegroups.com](mailto:HUPS_Photo_Contest@googlegroups.com)**

**Address questions to Martin at**

**[martin.daniels3@gmail.com](mailto:martin.daniels3@gmail.com)**

### **From the Editor.....**

Send program ideas to Justin Wallace

at [jwunderwater@gmail.com](mailto:jwunderwater@gmail.com)

Send workshop ideas to David Lenderman

at [underh2o@mac.com](mailto:underh2o@mac.com)

Send newsletter entries to Betsy Beasley

at [betsytennis@gmail.com](mailto:betsytennis@gmail.com)

# 2026 HUPS Dates

## Bayland Community Center


**General meetings - Jan 5, Feb 2, March 2, April 6,  
May 4, June 1, July 7, August 3, Sep 14, Oct 5, Nov 9,  
Dec 7**

**BOD Meetings -  
Feb 28, 2 pm at Bayland Community Center**

**Workshops - TBD**

**The BOD and Workshop dates are likely to change,  
as needed.**



**Stay Tuned!**





## 2026 Meeting Presentations

<b>Who</b>	<b>When</b>	<b>Topic</b>	<b>Expanded Topic</b>
Justin Wallace & Dennis Deavenport	January 5	“Anything Goes Video Night”	Video clips and short films from HUPSters
The Fling Team	February 2	“The Fling & The Flower Gardens”	History and behind the scenes look at The MV Fling
Craig Beasley	March 2	Flotation	The most important aspect of underwater photography never discussed
Kramer Wimberley	April 6	Diving with a Purpose with CARES	Collective approach to restoring our ecosystem
David Lenderman, Justin Wallace, Dennis Deavenport, Betsy Beasley	May 4	HUFF 2026 Retrospective	Overview of winning films and events of the weekend
Burt Jones	June 1	Stories From the Secret Sea	Four Decades Beneath the Surface
Hergen Spalink Reef Photo & Video	July 6	Diving in Indonesia with a Nauticam Ambassador	Underwater photography journey
Trish Ross	August 3	Diving Safety	Practical dive safety principles for photographers
Justin Wallace	September 14	Shoot, Surface, Share	UW photography workflow overview
	October 5		
	November 9		
Martin and Mary Daniels	December 7	Christmas Dinner/Best of HUPS, and Creative Contests	Pot Luck Dinner/ Best of HUPS in Novice, Intermediate and Advanced Categories/ Creative Contest


## JUNE 2026

Sun	Mon	Tue	Wed	Thu	Fri	Sat
	1 	2	3	4	5	6
7	8	9	10	11	12	13
14	15	16	17	18		20
 22	23	24	25	26	27	
28	29	30				

## JULY 2026

Sun	Mon	Tue	Wed	Thu	Fri	Sat
			1	2	3	
5	6 	7	8	9	10	11
12	13	14	15	16	17	18
19	20	21	22	23	24	25
26	27	28	29	30	31	

## AUGUST 2026

Sun	Mon	Tue	Wed	Thu	Fri	Sat
						1
2	3 	4	5	6	7	8
9	10	11	12	13	14	15
16	17	18	19	20	21	22
23	24	25	26	27	28	29
30	31					



Monthly Meeting 7 pm at Bayland and on Zoom

**The Houston Underwater Photographic Society  
meets at the Bayland Community Center from  
7 pm - 9 pm, the first Monday of each month  
(except Monday holidays).**

**6400 Bissonnet, Houston, Tx. 77074**

**Visitors are always welcome!**

## **2026 HUPS Officers**

**President: Craig Beasley**

**Vice President: Justin Wallace**

**Secretary: Tammy Allyn**

**Treasurer: Debbie Mensay**

**Membership: Dennis Deavenport**

**Photo Contest: Martin Daniels**

**Video Contest/ HUFF Coordinator/ Newsletter: Betsy Beasley**

**Workshop Coordinator: David Lenderman**

**TGCC Reps: Frank Burek, JaVan Pruett and Mark Leiserowitz**

**Webmaster: Joe Holden**

**Trip Coordinator: Trish Ross**

**Historian: Frank Burek**

**Special Events: Mary Daniels**

**Merchandizing Coordinator: Sandy Bryan**

**Moody Gardens Coordinator: David Lenderman**

## **2026 HUPS Board of Directors**

<b>Frank Burek</b>	<b>Henry Ragland</b>	<b>David Lenderman</b>
<b>Mary Daniels</b>	<b>Monica Losey</b>	<b>Betsy Beasley</b>
<b>Martin Daniels</b>	<b>Mike Greuter</b>	<b>Russell Ramsey</b>
<b>Brion Saathoff</b>	<b>Dennis Deavenport</b>	<b>Trish Ross</b>



**[hups.org](http://hups.org)**

**YouTube**

**[youtube/user/HUPSdotORG](https://www.youtube.com/user/HUPSdotORG)**

**facebook**

**[facebook.com/  
groups/174166478778](https://www.facebook.com/groups/174166478778)**



**<https://www.instagram.com/>**