



HIGHLIGHTS

- Bali Recap
- Help needed for Whale Shark Study
- New Feature: OMG moments
- Jesse Cancelmo Presents at the July Meeting
- 21st Century Dive Travel Workshop: Aug 6
- New projector for HUPS!

Underwater Images

July Meeting

By Greg Grimes

HUPS invites you to our monthly meeting on July 11th at the [Bayland Community Center](#) at 7:00p.m. (Social begins at 6:30) This month we will be treated to one of most published member [Jesse Cancelmo](#). Jesse has authored several books on diving and wildlife and is also an accomplished underwater photographer as we all know. Currently Jesse is published in the July issue of the Texas Parks and Wildlife magazine as well as his images can be found in the August Scuba Diving Magazine and the Summer issue of Gulfscapes publication.

In the July presentation he will be sharing with the group his "Simple" workflow approach to image viewing, editing, organizing, and storage of his photographs. As Jesse stated *"My personal goal is to minimize time spent on the computer and still get the job done."* HUPS members know if there is anyone who has the experience to make this concept work and get the job done, it would be Jesse. So come on out as we look forward to this presentation he has in store for us and be sure to bring your notepad and questions so that you can take away the crafts of the trade.

The July meeting will also feature our monthly photo contest where we will the subject is on macro subjects. If you haven't already done so, get your images into Dennis as soon as possible to participate. If you need more information click on the following link:

<http://www.hups.org/forum/index.php?topic=776.0>.

Dive Travel for the 21st Century Workshop

By Greg Grimes

Join us on Saturday, August 6th 2011 at Bayland Community Center from 12:00-3:00 p.m. as Ken Knezick, owner of Houston's own, [Island Dreams](#) travel agency, conducts a workshop on packing for dive travel in this ever changing time of baggage restrictions and allowances. Ken has over 35 years of international travel experience and is on the cutting edge of the recent changes that affect us all. Audience participation will be encouraged so bring you travel stories and travel questions for Ken as this will be a learning experience for all.


The following topics will be discussed at this workshop:

- Selecting the dive destinations that best meet your needs and interest.
- Finding the best values in dive travel.
- Making your airline, hotel and diving reservation stick.
- Latest documentation requirements for international travel.
- Understanding and living with checked baggage regulations.
- How to pack for a dive trip...Without resorting to containerized shipping.
- Traveling with underwater equipment.
- Dive boat etiquette and general tips for safe diving.
- The art of tipping to insure proper service.
- Coming home again....with great memories and minimum hassles.
- Any many more.



For more information or to RSVP please get your name on the signup sheet at the July meeting or log into the [HUPS forum](#) to sign up there or contact me directly at greg@theworldinaflash.com





By Jim Mensay

The HUPS BALI trip this past month was a tremendous success and you all should be seeing our images in the monthly photo contests for the months to come. We had 18 HUPSters on this journey and we all had enough camera gear to rival B&H or Adorama Photo. It's not easy to organize a trip that is half way around the globe from home. So, HUPS owes a big THANK YOU to our trip coordinator, Tom Collier. Tom handled the myriad of details and made it smooth sailing for our group. We really appreciate his patience and persistence in making sure everything was just right.

Although we were half a world away, we were made to feel right at home by the hospitality of one of our former Houstonian's and fellow HUPS club member Dave VanRooy. Dave and his wife Pong graciously invited us all into their home in Ubud, where we shared food and drink, and listened to stories about what life is like way outside of our big city of Houston. Dave, please let us know when your travels bring you back to Houston so we have the chance to share our warm welcome with you as well.

Even though this was a vacation of a lifetime (well, for many in the group, this was a return visit), some other folks were also doing double time. Thanks also goes out to Dennis Davenport for organizing the resort photo contest. Dennis worked after hours on this, and we continue to thank him for his tireless efforts and attention to the detail for our photo contests.

Since some of the group did an extra week add-on to this already incredible 2 week trip, Greg Grimes also pitched in with Dennis to prepare the monthly photo contest for the HUPS June meeting. While some of us were relaxing on the massage table or doing some ocean front star gazing, Greg and Dennis spent extra time in front of the computer screen finishing up the monthly photo contest presentation.

Another special thanks goes out to Patrick Schwarz, the owner of Scuba Seraya Resort and to his staff who ran the front desk, fed us, cleaned our rooms, toted our bags, gave us great massages, and kept the resort looking so fantastic. Patrick went all out for our HUPS group. He brought in a special dive resort manager just for our week stay. Her name is Doris Hug and she has managed other dive operations including Wakatobi. She had a great group of dive masters, boat captains and helpers. In addition to all the heavy lifting of our gear, their sharp eyes enabled us to see and photograph things we wouldn't have otherwise even found. (A couple of us even photographed things we never saw until we got the photos on the computer!) They managed to keep us all on a comfortable schedule that got us all the bottom time we wanted.

A real treat for this trip was the photo contest that Patrick Schwarz sponsored at Scuba Seraya. As we all submitted our 3 best images, they had a judging panel of about 20, which included the dive masters as well as the entire staff at the resort. The Third Place prize was a beautiful coffee table photo book of Bali. The First and Second Place prize was a return stay at Scuba Seraya, which includes 7 Days/6 Nights, Breakfast daily, and 6 boat dives for the lucky winner. A special thanks again goes out to Tom Collier, for arranging the Photo Contest with the resort.

The lucky and most accomplished winners were:

- 1st Kelly Casey - Neon Triplefin with eggs on a blue tunicate
- 2nd Debbie Mensay - Yellow Striped (or Yellow) Cardinal fish with eggs
- 3rd John Petty - Skunk Anemonefish and anemone

For more on this incredible trip, please see Tom's trip report in the newsletter.

HUPS will be working on our next trip soon, so hopefully, you can go, see you under the boat.

Scuba Jim





Mark Fleming's Great Giveaway - Part II

By Dennis Deavenport

Again, we have some really great gear to give out to members attending the July meeting. Mark Fleming called to say that he had overlooked a box when I was over picking up his gear. Well, it turns out that the "box" is full of Nikon Lenses. Wow, this just gets better, especially for the Nikon SLR types. This amazing display of generosity is just over-whelming. In addition to the lenses, there will be a somewhat used but very good BC and miscellaneous other stuff that I didn't have time to put out at the May meeting.

Nikon AF Zoom-Nikkor 12-24 mm f/4 G DX SWM ED IF Aspherical Autofocus

Nikon AF Nikkor 24-50 mm f/3.3-4.5 D Autofocus with 62 mm circular polarizer

Nikon AF Nikkor 80-200 f/4.5-5.6 D Autofocus zoom lens with a 52 mm circular polarizer

Nikon AF Micro Nikkor 105 mm f/2.8 Autofocus with manual focus rings for a Nexium D-100 housing

Nikon AF Micro Nikkor 60 mm f/2.8 D Autofocus

Nikon AF Nikkor 20 mm f/2.8 Autofocus

Sigma 14 mm f/3.5 Autofocus

Vivitar Manual focus/aperture 28 mm f/2.5 lens (obsolete? but probably still works)

"Giveaway, Part II" will be on laid out on tables for everyone to sign up for the drawing at the end of the meeting. Once again, if you have some equipment or other gear that is still in good condition but you won't be using, bring it to the meeting.

If you can't attend the meeting but want to have your name on some of the items I have listed above, please let me know and I'll be sure to put your name on the cards. My email address is: ddeavenport@comcast.net

Tip of the month:

Get close to your subject - preferably within 12 inches. Water reduces color, contrast, and sharpness.

uwphotographyguide.com

June Photo Contest Results

NOVICE

1st	Monica Losey
2nd	Lance Glowacki
3rd	Greg Grimes
3rd	John Van Atta

INTERMEDIATE

1st	Kandace Heimer
2nd	Kandace Heimer
2nd	Debbie Mensay
3rd	Jim Mensay
3rd	Debbie Mensay

ADVANCED

1st	Mary Lou Reid
2nd	Kay Collier
3rd	Jackie Reid



Contest results through June 2011		
NOVICE		
1st	Monica Losey	366
2nd	Lance Glowacki	352
3rd	Bess Bright	327
4th	Greg Grimes	321
5th	John VanAtta	288
INTERMEDIATE		
1st	Kandace Heimer	408
2nd	Debbie Mensay	360
3rd	Mike Greuter	358
4th	Jim Mensay	351
5th	Paul McDonald	306
ADVANCED		
1st	Mary Lou Reid	415
2nd	Jackie Reid	402
3rd	Tom Collier	378
4th	Dennis Deavenport	360
5th	Kay Collier	329





Treasures from the HUPS Archives

Dive Medicine - Achieve Article Ear Squeeze & Swimmers Ear



Please enjoy this section of the newsletter which will be devoted to articles from the HUPS newsletters of the past. These articles are still full of great information that holds up to the test of time. This will be a continuing series brought to you from past and current members of HUPS.

Carolyn Sharzynski – Pharmacist

The reason for the choice on this article is that on the recent trip to Bali several HUPS members midway through the trip began to experience ear trouble. Thank goodness the resort had some wonderful medicine to help us all and continue diving.

Ear squeeze on descent is the most common cause of ear injury in divers. It occurs when pressure in the middle ear is not equalized to ambient pressure as you descend. As pressure increases outside the middle ear, the eardrum is forced inward and is stretched until it tears. Pain will occur in the uncleared ear long before the eardrum ruptures. Diving with a ruptured eardrum will cause water to enter the middle ear causing dizziness and can lead to an infection. The majority of ruptured eardrum will heal and return to normal within three to four weeks, but you should see a physician to get treatment to prevent ear infection.

Round window rupture is less frequent and more difficult to treat than middle ear squeeze. The round window is a small round membrane separating the middle ear from the inner ear and helps equalize pressure between them. When it ruptures, there is a sudden feeling of vertigo, loss of hearing and buzzing or a hissing sound in the injured ear. The rupture is usually caused by forcefully bearing down to clear your ears. The ruptured round window, if not repaired surgically, can lead to permanent deafness. Diving is not advised after round window ruptures.

Prevention is the best medicine for ear squeeze:

Clear your ears before entering the water and every few feet or continuously as you descend.

Clear your ears by either yawning, swallowing, moving your jaw or valsalva maneuver (holding your nose, closing your mouth and gently blowing air from your throat up the Eustachian tube into the middle ear.)

Descend feet first with head up as you clear the ears.

If you can't clear, ascend a few feet until you feel your ears clear, then descent again.

Take one Sudafed SA 120mg capsule at the beginning of each day of diving for 12 hours of decongestant action.

Afrin Nasal Spray may be used if steps 1 thru 5 have not been successful. It can be sprayed into each nostril 20 minutes before a dive to open sinus and ear passages. Be aware that is overuse of more than 4 days can cause a condition called nasal rebound in which the nasal passages become swollen and the spray must be used in order to breath. This can become a serious condition.

External otitis or swimmer's ear results from an infection of the external ear canal. The infection occurs because dirty water remains in the ear canal for a long period of time causing bacteria and fungi to grow. External otitis usually produces ear pain, decreased hearing and a discharge from the ear. Prevention is again the best treatment.

Fill each ear canal with an ear solution before and after each dive. (Tilt head sideways and stretch the neck upwards pulling down on the lowered ear lobe to get water out of the ear.)

Domeboro Otice Sol is the best ear solution to use but it requires a doctor's prescription. Its principal value is its acidity, which restores the normal antibacterial pH of the ear canal. It is also an astringent that causes the area to become drier and toughens the skin to prevent reinfection. Adverse reactions are rare.

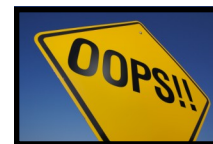
An inexpensive and easy mixture to make is 50-50 mixture of white distilled vinegar (acetic acid) with either water or 70% Isopropyl rubbing alcohol. The acetic acid increases the acidity of the normal skin of the ear canal creating an undesirable environment for the growth of bacteria and the alcohol acts as a drying agent.

Swim Ear, Auro-Dri and several others over the counter ear drops contain boric acid in isopropyl alcohol. Boric acid is a weak anti-infective, non-irritating to intact skin but should be used with caution if the ear canals become irritated.

HUPS - OMG Moments!



This month we are starting a new feature in the HUPS newsletter that will put a spotlight on those OMG (Oh my Gosh moments) while diving and taking photographs underwater. You know that things that happen that may or may not of been under your control. If you would like to add to the conversation please send your story to me at Agrimeshups@gmail.com. There will be a prize for the best one of the year at the Annual Christmas Party.



Bess Bright – OMG moment

I was in Curacao last May. Last dive day of the trip. We shore dove that windy morning and had plans to boat dive that afternoon. I came back from the shore dive and decided to download the card and check the housing o-ring. Lots of wind on the beach = gritty o-ring. I removed the dirty o-ring, cleaned the housing and laid out a fresh o-ring. In the meantime, I noticed the sun had come out full force. Sunscreen was in order. I even remembered to remove the sunscreen from my hands before handling the clean o-ring. I reinstall the formatted memory card and a fresh battery and close up the housing. On my first boat dive of the afternoon, I hop in, take my camera from the deck hand and start my slow descent, port facing down. At 15' I noticed a few bubbles escaping from the housing. A quick check revealed a tiny bit of water in the port. Whew! I caught it in time. I motion to my buddy that I'm going to surface. I almost made it when an explosion of bubbles erupted from my housing. Another quick peek revealed that I now had an expensive paper weight. I gave my ascending buddy the look that all u/w photographers recognize. No point in surfacing now. Back on deck, I opened the housing and water rushed out. All I could think of was the line from Risky Business, "Who's the U-Boat commander?" (Click here for reference <http://www.youtube.com/watch?v=bodVVtqmbZE>) Apparently the housing o-ring isn't nearly so effective when you leave it on the bathroom counter. Who knew? Fellow HUPster, Jan Roush, once gave me some sound advice - once you start making up your camera, don't stop for anything until you are done. **I should've listened!**





Hups Dive News- Bali Recap




Photo by John Petty

By Tom Collier

The 2011 HUPS dive trip took place in Bali, Indonesia, May 27 – June 5. Our group was comprised of club members from the greater Houston area as well as one member from northeast Texas, two from New Zealand and two new members from Florida. This diverse group of 18 HUPSters rendezvoused in Bali on May 27th for two days of sightseeing and travel decompression before transferring to the Scuba Seraya Resort on the northeast coast of Bali for 7 days of diving.

Quite a few HUPSters arrived in Bali several days early to enjoy some topside time. Each batch of travelers was met at the airport by drivers arranged by the Samhita Gardens Hotel for transfer directly to the hotel in Ubud. For the most part, this operation went smoothly and it was very comforting to arrive at a foreign airport and be welcomed by a driver holding a 'HUPS' sign.

Day trips to the temples, rice fields, the bird park and even places without names were arranged through HUP's favorite Bali driver – Gusti Parta. However, some HUPSters skipped the touring and went straight to the Spas for some intense pampering. We all finally got together the evening of May 28th at Dave Van Rooy's house (HUPS resident member in Ubud) for an evening of pizza, beer and those fantastic ribs from the Fly Café.

On the morning of May 29th, a couple of vans from the Scuba Seraya Resort picked us up at our Ubud hotel and transported us to the dive resort on the coast. We almost had the whole resort booked to ourselves; there were a couple of other guests but essentially the resort staff was focused on us for the entire week. The resort was obviously expecting us and went all out on our behalf. However, they were not expecting all the camera equipment that we brought – some boat schedules had to be hastily altered. Doris Hug, the resort manager who temporarily worked the resort that week especially for us did a fantastic job of shuffling boat schedules to accommodate us and our camera equipment to prevent boat overcrowding. The Scuba Seraya Resort was exceptional. The staff accommodated us in every possible manner and of course the resort grounds were as beautiful as you could imagine.

The diving was easy. The weather was great. No cameras were flooded. Life was good. Each day, we had two boat dives and two beach dives. Dive sites included the Liberty Wreck, Coral Garden, Tulamben Drop Off, Emerald, Amed and many other dive sites in the area. Beach dives were at Seraya Secrets, the house reef - although I would not call it a reef, rather a dive beyond the rocks. The beach rocks (small boulders) had not gone away since my last visit; they were still there, still challenging to navigate across to the deeper water. The dive staff was always on hand and of immense help carrying camera equipment, tanks, and ME across the mine field of rocks. I took a couple of tumbles but thanks to the dive staff, my camera equipment never got a single ding.

Except for the Liberty Wreck, most photo opportunities were of the macro nature. For wide angle - the swirling schools of Jacks were sometimes at the Liberty Wreck and sometimes they were right off the beach at the resort. If you missed them at one location, you caught them at the other. Pygmy seahorses, soft coral crabs, crinoid shrimp, squat lobsters, crabs, anemone fish, octopus, a turtle and even a couple of sharks were sighted and photographed during the week. Also sighted were pipefish, ghost pipefish, cuttlefish, eels, snakes, nudibranchs and many others critters that I cannot ID. Some also saw harlequin shrimp.

This year's HUPS trip was a great success. And judging by the photos I saw in the resort's photo contest, I would say that we got some great pictures.



Tom Collier-Advanced



Ken Bean-Advanced



Mary McDonald-Intermediate



Whale Shark Encounter

Your help is needed for a whale shark research project. If you have an opportunity to have an encounter with whale sharks in the Gulf of Mexico please try to take picture of left side of animal in the area behind the gills and forward it with location, date and time to the following website: <http://www.gtopp.org>. This group is doing a cutting edge scientific surveys of whale sharks in Gulf. Please see the poster below for more information, check out the [facebook page](#) or see the poster below. Let try and help them out if we can!



REPORT whale shark sightings in the Northern Gulf of Mexico

Biologists at the University of Southern Mississippi Gulf Coast Research Laboratory (GCRL) in Ocean Springs, Mississippi NEED YOUR HELP gathering information about whale sharks, the world's largest fish.

Oil rig workers, pilots, fishermen and others who frequent offshore areas of the northern Gulf of Mexico are vital to GCRL's sightings program. Be a part of the research and report your whale shark sightings online today.



Safe Whale Shark Encounter Guidelines

1. Vessel should approach from ahead of the animal's direction, while maintaining a slow speed (8 knots or less) and a distance of 100 ft.
2. The maximum number of swimmers should be 5 and always have a safety spotter on board.
3. Swimmers should maintain a distance of 5-10 ft.
4. Do NOT touch, ride or harass the shark. Remember: these are large, wild animals, whose behavior can be unpredictable.
5. Support data collection: Report your encounter and submit photographs for photo-identification library.

Your participation and information is greatly appreciated and critical for us to gain a better understanding of the effects of the oil spill on whale sharks in the northern Gulf of Mexico.

 **THE UNIVERSITY OF SOUTHERN MISSISSIPPI**
GULF COAST RESEARCH LABORATORY
703 East Beach Drive • Ocean Springs, MS 39564

www.usm.edu/gcrl

facebook visit us on Facebook:
<http://www.facebook.com/whalesharkresearch>

You Can Help—

It is vital to document all sightings of whale sharks in the northern Gulf of Mexico at this time. If you encounter a whale shark, please report your sighting online at <http://www.usm.edu/gcrl/whaleshark>.

Please share this online survey with others to ensure all observations are reported.

TO REPORT A SIGHTING

Please complete the survey at www.usm.edu/gcrl/whaleshark

Information to include

- Date, time and duration of sighting
- Location (GPS coordinates)
- Approximate size and number of sharks
- Observed behavior
- Associated species
- Photos/video if available (Note: region behind the gill slits on the left side of the animal—this is used for identification)
- Any other distinguishing features (i.e. numbered marker tags located behind the dorsal fin—please notate number if possible)

Report may also be submitted by e-mail, mail, phone or fax:

DR. ERIC HOFFMAYER

Eric.hoffmayer@usm.edu or

JENNIFER MCKINNEY

Jennifer.mckinney@usm.edu

703 East Beach Drive

Ocean Springs, MS 39564

Phone: (228) 872-4257 • Fax: (228) 872-4202

AA/EOE/ADA - 1/11

HUPS Purchases a New Projector

HUPS board members has approved the purchased of a new projector. It is equipped with 1080p resolution which means that we will have more resolution to work with and an extra and wider, 16:9 display. The maximum resolution will be 1920 pixels horizontal x 1080 pixels vertical. We are considering a larger compatible screen to purchase as well.

For those of you who enter the photo contests please note:

Dennis recommends that members entering contest images should start entering them at 1080 pixels vertical in whatever aspect ratio you like. The image will not be stretched or distorted in the width. You can use whatever horizontal pixels that you want up to 1920 pixels. We can still show lower resolution files but you won't be getting the best results with them. The same advice goes for monthly presenters, get your best results by increasing the resolution of your show.

Come on out to the July monthly meeting where we will use the new projector for the first time.



Meetings & Presentations



2011

Meetings

Month	Date	Presenter	Show Title & Synopsis	Contest Topic
January	10-Jan	Gary Harris	Still and video presentation of Whale Shark & Alaskan Eagles	Eyes and/or Teeth
February	7-Feb	Ken Knezick	Ten tips to improve your underwater photography	Seahorses & Pipefish
March	7-Mar	Tom & Kay Collier, Mike Greuter	HUPS Rivera Recap from HUPS trip in October 2010	Blue Water
April	4-Apr	Frank & Joyce Burek	3 mini presentation on Ecuador, Galapagos and a underwater recap of their HUPS trip to the Philippines in 2010.	Negative space
May	2-May	John Van Atta	Australia & the Coral Sea	Odd shaped Bottom Dwellers
June	13-Jun	Jan Baughman & Jim Heimer	Bali—Monkey, Massages and Mandarin Fish	It's only coral
July	11-Jul	Jesse Cancelmo	A Simple Approach to Viewing, Organizing, Post Capture Processing & Storage of Your Images	Macro Subjects
August	8-Aug	Jackie & Mary Lou Reid	Highlights from the Philippines & Cozumel	Sand & Muck denizens
September	12-Sept	HUPS	Recap HUPS trip to Bali May 2011	Patterns
October	3-Oct	Dr. Brian Tulloch	Panama - Dive Adventures in Two Oceans	They come out after dark
November	7-Nov	Ken Bean	New Zealand Diving & Landscapes	Black & White (or Monocolor)
December	5-Dec	Best of HUPS	Christmas pot luck and Best of HUPS w/ creative photo contest	Best of HUPS & Creative

Workshops & Education

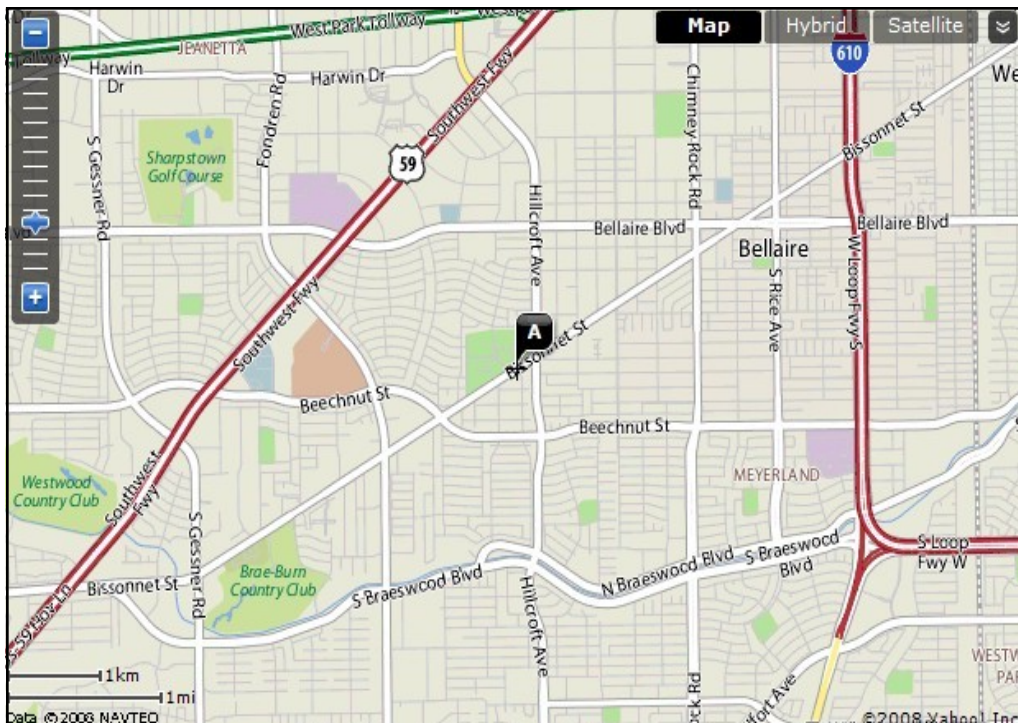
Event	Date	Instructor/Leader	Online Info
Dive Travel for the 21st Century	Aug. 6, 2011	Ken Knezick	http://hups.org/Workshops/Workshops/2011-21CenturyPacking.htm
Post Processing Basics: Photoshop & LightRoom	Sept. 24, 2011	James Wiseman	http://hups.org/Workshops/Workshops/2011-Post_Processing_Basics.htm
Shooting Underwater Video for Post Production	Nov. 5, 2011	Greg Grimes	http://www.hups.org/Workshops/Workshops/2011-

Keep up to date with all workshops at <http://www.hups.org/Workshops/Workshops.htm> and on the forum at <http://www.hups.org/forum/index.php?board=5.0>



The Houston Underwater Photographic Society meets the first Monday of the month at 7:00 PM. (Social time begins at 6:45) The Bayland Community Center is located at 6400 Bissonnet, near the Hillcroft intersection.

Visitors are always welcome.



2011 HUPS Officers

President: Jim Mensay

Vice President: Greg Grimes

Secretary: Tammy Allyn

Treasurer: Tom Collier

Membership/Newsletter:

Alicia Grimes

Photo Contest:

Dennis Deavenport

TGCC Rep:

Frank Burek / Debbie Mensay

Web Master: James Heimer

Workshops: Greg Grimes

Trip Coordinator: Tom Collier

Historian: Frank Burek

Special Events: Jan Baughman

Board of Directors

Jan Baughman

Frank Burek

Dennis Deavenport

Henry Ragland

Mike Greuter

Kandace Heimer

Ken Knezick

Mary McDonald

Russell Ramsey

Sandy Bryan

Wendy McSwain

Mike Fernandez

HUPS Board Meeting Dates

11-Jul

7-Nov

Bayland at 6:00pm sharp


HUPS on the Web



<http://www.hups.org/>



<http://www.youtube.com/user/HUPSdotORG>



<http://www.facebook.com/home.php?%623!/group.php?gid=174168478778>

HUPS

P.O. Box 270056

Houston, TX 77277-0056

