



The reduction of the column of water between the lens and the subject is paramount.  
Martin Edge—Underwater Photography



## Underwater Images Jesse Cancelmo Presents

### Planning & Execution for Photographing Goodenough Springs

Submitted by Greg Grimes

This month's presentation spotlights one of our most published members, Jesse Cancelmo.



Jesse is known for his wonderful books on the Gulf of Mexico and the beautiful Flower Gardens. He will be showcasing an unknown area to most of us, the Goodenough Springs located right here in Texas. Jesse along with several other divers took on the assignment of writing an article about the cave for The Texas Parks and Wildlife Magazine. As Jesse stated when explaining his presentation, "You do not have to be a cave diver to appreciate the planning, execution attempts, obstacles encountered, re-planning, and then finally bagging the images for the December 2011 issue of Texas Parks & Wildlife magazine feature article. This presentation is sure to keep us on the edges of our seats. For some of our newer members, you might want to read the article that can be found at the Texas Parks and Wildlife website. This will get you ready for what we are sure will be a very exciting presentation. You

can also read more about Jesse Cancelmo and his photographic accomplishments on his website <http://www.cancelmophoto.com/>.

We also welcome guest to our meeting and encourage our members to arrive early to assist in the setup and to share in some dive stories. We also would like to mention that each month several members gather after the meeting for dinner and/or adult beverages at Don Carlos located at 6501 Southwest Freeway and everyone is invited. Hope to see you there!



- JESSE CANCELMO—EXPLAINS WHAT IS TAKES TO PHOTOGRAPH GOODENOUGH SPRINGS
- IMAGES ARE NEEDED FOR GLENNIE SALON COMPETITION
- TRAVEL BLOG: INDIA BY DR. BRIAN TULLOCH
- COMPOSITION WORKSHOP
- STOP AND SMELL THE FLOWERS WORKSHOP AND BRUNCH
- MEMBERSHIP DUES AS NOW DUE
- TGCC OFFERS APPLICATION FOR A SCHOLARSHIP
- SUPPORT YOUR HUPS CLUB

## 2012 TGCC COLLEGE SCHOLARSHIP AWARD

Submitted by Frank Burek

It is time again for the TGCC ( Texas Gulf Coast Council) to accept application for their annual scholarship award. This year the deadline for applying will be June 30th with a decision to be made by the committee by July 12th. The following are just a few of the criteria to be met by the applicant.

#### Eligibility Rules:

**Scholarship applicant must be a college undergraduate or graduate student attending college in 2012, or a high school senior that has been or will be accepted to college in 2012.**

**The applicant, the parent(s) (biological or through formal adoption), or the grandparent(s) of the applicant, must be an individual member of TGCC or a member of a TGCC member club with dues current in 2012.**

**Applicant shall have the high school/college furnish a transcript of grades, courses and class standing.**

The application can be obtained at the TGCC Website. You can also pick up a copy of the application at the next few HUPS meeting. Get those applications in or contact Frank if you have any questions.





## *President's Message*

by Jim Mensay

WOW!!! I just took one more look at all the pictures that were submitted for the next HUPS Photo Gallery at Moody Gardens. The current display will be changed out this next month.

All I can say is WOW! Way to Go! Spot On! And, how did you get THAT shot?

I don't think I will ever get THAT SHOT if I don't try something different.

If you haven't already had a chance to see the current HUPS display at Moody, try and take a couple or three hours to drive to Galveston to take a look. While studying each picture, ask yourself how did they do it?

Maybe you'll also come up with the same answer I did and then you'll also try to do something different this year.

How about playing around with the aperture to change the depth of field and throw the background in or out of focus? How about playing around with the balance between your strobe, ambient light and the aperture to change the blue water to black in the negative space? Or maybe shooting with a fish-eye lens instead of a rectilinear wide angle lens? Maybe instead of shooting with that macro lens you are so comfortable using, try a wide angle or a "fish portrait" lens. Instead of shooting down on your subject, try getting underneath and shoot up. Last but not least, try one strobe instead of two (or two instead of one), or try hand holding one of your strobes so you can position it from a much different angle.

You probably get my point by now. If you "ALWAYS DO WHAT YOU ALWAYS DID, THEN YOU ARE ALWAYS GOING TO GET WHAT YOU ALWAYS GOT!"

Expand your portfolio this year by trying something DIFFERENT. Then take a chance and submit a pic for the monthly photo contest. That way, we ALL can have the opportunity to try something different and learn something new.

See ya back onshore.

*Scuba Jim*

## SUPPORT YOUR LOCAL HUPS CLUB

By Tom Collier

Not only can a HUPS dive trip be beneficial to you, it can also be beneficial to your club. You can support HUPS by going on a HUPS **dive trip**. It is 'Money-in-the-Bank' when we fill a HUPS dive trip because our club benefits financially when the trips sell out. Much needed cash is added to the club treasury for club expenses and deposits on future trips.

HUPS By-Laws state that no club member can profit financially from club sponsored trips, therefore our club reaps a financial windfall when our volunteer trip leaders organize a club sponsored trip. Club trips are not marked up to cost you more money; it is just the opposite as trips are generally discounted below retail. Additionally, our By-Laws also state that the club cannot retain in excess of approximately 10% of the total cost of the trip. Therefore any amount above this level is returned to the trip participants in the form of rebates when we reach our quota.

So how does the club make money off club trips? By taking advantage of group discount incentives offered to trip leaders. Practically all dive resorts and live-abroad cruise boats offer 'comp' space to trip leaders. These comp spaces are in the form of pay for 9 get the 10<sup>th</sup> free, 11 for 10, 22 for 20, etc. The incentives vary with the location, seasons, economy and so on. Since our trip leaders are volunteers and pay for their own tickets the club gets to keep the money saved. When we really sell-out a trip, sometimes we get 2 comp spaces and only have one trip leader – voila – pennies from heaven and more substantial rebates!

Anyone with the financial capability to book a group and deposit the required funds with the resort can take advantage of these incentives. Lots of dive masters, instructors, dive shops and individuals do it. We just happen to do it through our club. You save money and the club makes money – while diving with friends and fellow u/w photographers. So, support your local HUPS and go on a club dive trip – Oh BTW, it's also fun and a great learning experience.



# Membership Renewal



by Alicia Grimes

Well it is that time again to keep our club in the financial black by paying our annual dues. This year's dues like in years past will be \$35.00 for individuals and \$45.00 for your entire family. This is quite a deal when that includes 12 monthly presentations as well as specialized workshops, website forum and a monthly newsletter. We again have three ways to renew your membership:

- Pay at the next few HUPS meetings in person with cash or check.
- You can also renew online using this link on the [hups.org](http://hups.org) website to pay with Paypal.
- Or print and fill out the membership renewal form from the HUPS website at: <http://hups.org/Members%20and%20Officers/Membership%20Application.html> and mail your completed form and check to: HUPS P.O. Box 270056 Houston, TX 77277

If you have any questions, please feel free to contact me at [alicia@theworldinaflash.com](mailto:alicia@theworldinaflash.com)

## Call for Images: George W. Glennie Nature Salon competition

Submitted by Dennis Deavenport

### CALL FOR IMAGES

George W. Glennie Nature Salon competition  
DEADLINE for YOUR ENTRIES: Sunday, March 4th

MAXIMUM NUMBER THAT YOU CAN SUBMIT: 5

HUPS will again be entering a set of our photographs in this international contest. In the two years we've entered, we've had considerable success, placing 3rd out of 110 clubs in 2010 along with the Jackie Reid's Best of Show image. We want to continue this tradition by entering 10 of our best UW images.

We will be looking for images that are technically excellent with striking subjects, drama, and composition. We will be looking for your best work, especially images that exhibit marine behavior since these types of images seem to do best in this competition.

The selection committee will choose the best 10 images selected from our monthly contest winners and the images that you submit.

If you are interested in more information, you can go to any of the links below:

[Merrimack Camera Club](#)

[Camera Club Judges Awards](#)

[Contest Details](#)

Looking forward to your entries

Dennis



Ken Knezick—Advanced



Tom Collier—Advanced



George Berko—Novice



# Early Memories

## Audrey Madeleine Chardon Bremner Tulloch.

### **Part 1 of a 3 part series about Dr. Brian Tulloch's family and their adventures in India**

by Dr. Brian Tulloch

My father was Walter Sidney Bremner, who joined the Indian Civil Service about the end of the last century as the District Engineer for the provinces of Bihar and Orissa, and was resident at Cuttack at the mouth of the Mahanuddi River. He married my mother Emelie Louise Chardon, whose ancestors had been in India since the French Army was defeated by Clive at the battle of Plassey in 1757 and who had remained in India developing Indigo Estates at Gaya, North-West of Calcutta. They held these estates until 1947 when the Indian Government took over all foreign owned land. The estates comprised an area covering 97 villages so the work force was plentiful and who remained loyal to the family during the 1857 mutiny. Then descendants worked for the family till my father retired in 1925, when they were left with a cottage and a fund to provide pensions to the families who had remained loyal during the mutiny.

Owing to the caste system, we had a staff of 42 who all had the residences in our large compound, and several of whom were very sad to part with. The compound was about 1 mile square with a wall along each side of the square. The staff residences were along one wall and on the other side of the drive was a small farm yard comprising a couple of cows to provide milk daily, and near the gate, some hens, ducks and a pigeon cote, and later on stables for our ponies. We used to love our little farm yard.

The house was very substantial with a porch to protect the front steps up to the house, which had eight rooms and a verandah all round. The middle was divided into two large rooms - the dining room and out drawing room. One side was three large bedrooms for my parents and one for my sister, I and for our grandfather Edouard Gustavas Chardon who came to live with us till he died aged 79.

A wall went across the compound dividing the front 2/3 for the staff and farm yards, the back 1/3 was a beautiful flower garden with large shady trees and paths and my sister and I always had our own little patch to plant whatever we liked and a swing where I used to sit and watch the colored lizards, frogs and occasional snake crawling along the river edge which bordered the back wall. Butterflies were attracted to the lovely flowers and my father made a collection of some of the more plentiful. He also did a bit of cross fertilization of the lovely hibiscuses.

There was no electricity, but there was a telephone in the office. I can remember hurricane lamps everywhere and I presume Aladdin lamps in the dining and drawing rooms. Overhead fans were sacking attached to wood and a pulley system and a native **sat on the verandah and pulled the rope, and if he fell asleep during the night and you woke up, you would shout, "Punkah taho" - pull the fan!**

One of my earliest memories is the tinkling of the chimes of our clock, which was about three feet high and came to India in 1805 with the dowry of one of the Chardon brides who came from England. I think she was a missionary as she brought the family bible which my eldest son keeps.

**Our major domo was called Subrati. The chief beared was Ramju. I cannot remember the name of my mother's ayah, but Rahman looked after my sister and I. I cannot remember the name of our driver mechanic, but he was a very special person who modeled sand and clay animals for us, accompanied us on our rides, and kept the car shiny and in good mechanical order.**

**The three large rooms on the other side of the house were my father's office, at the back his library and specimen room and the front room was the spare bed room. All the bedrooms had their own bathroom and commodes, but there was no plumbing. The sweeper emptied the commodes and the baths were a tin tub. Hot and cold water was carried in by someone whose caste permitted such manual work and tubs were emptied into a drain and ran into the garden.**

The military fort deserves special mention. It was built early in the 19th century probably before the mutiny when it was probably the place of safety for all the Europeans in the district. However, in our time it was converted into a very useful club building where all the residents gathered for sports including tennis and squash (called racquets then) and the main building was a very comfortable room where all the English newspapers were eagerly awaited during the First World War. There was also afternoon teas and a bar and in the evening there was bridge and billiards, now snooker, and a very sociable atmosphere until everyone went home for dinner.

The fort was a very imposing building with a wide and deep moat all round and a bridge which became the entrance road. All round was a 9 hole golf course, very well looked after, and when we were old enough to have ponies, we would ride right round the fort and golf course. There was also a badminton room in the club building.

**Beyond our residence on one side was the little Anglican Church where I was christened, and close by was the minister's residence. This was the only church in a large district, and all the local people had to come to the church for their christenings, marriages, etc. As there was usually a very small congregation for Sunday services, my mother, my sister and I were the choir and when I was about 3-5 years old I was frequently called on to be the flower girl or bridesmaid.**



## Early Memories

### Audrey Madeleine Chardon Bremner Tulloch continued

Adjoining our compound on the other side was the doctor's residence and beyond him was the district nurse who lived with her mother. Beyond that again were the residences of various other government officials. Opposite was a large grassy area with trees all round called the Maidan, and it was here in 1913 that my father got his driving license for his newly imported Tin Lizzy. The policeman was too scared to get into the car, but climbed a tree and watched from there.

My brother, Maurice Hugh Chardon was born in 1902 and my sister Theodore Mildred Chardon about three years later. It was the custom in India for most children to be sent to England when they got to the age of about 7 years old, in order to get a good education. Accordingly, my mother made arrangements with her cousin Evelyn Chardon, who lived in England on the income from the Indigo Estates, which was made over to her as she was unmarried and living on her own, that she would take care of my brother and sister for a few years. So when a third child arrived in 1909, my mother decided the time had come, so very sadly she went to England in 1911 with us three children and left Maurice and Theodore with Aunt Evelyn at her home. Maurice and Theodore were sent to private schools, my sister to a nursery school in the day time and my brother to a good prep. school, and his name was put down on the entrance list for Haileybury College when he would attain the age of thirteen or fourteen and could pass entrance exams.


So from 1911 to 1914 I was alone with my parents and Maurice and Theo were with Aunt Evie, as we called her.

My father's engineering duties required him to do a lot of planning and travelling in the construction of roads, bridges, dams, buildings and even a lunatic asylum. When I was 21 and living in Salisbury, Rhodesia in 1930, a clergyman I met said, "I knew someone in India by the name of Walter Bremner, would he be any relation?" I said yes he was my father, so he produced a photograph taken about 1915 of the opening ceremony of the asylum and there, seated in the front row, was the clergyman, my father and some government officials!!! What a small world, India in 1915 to Salisbury, Rhodesia in 1930!

Office hours in India because of the heat were 7 am to 11 and 1pm to 3pm after which time everyone collected at the club for sport and recreation, returning home about 7 or 7:30 pm to go on to other social dinners or home. I was left with my ayah for a lot of the time whilst my parents were either entertaining or being entertained and I was glad when we went to England again in 1914 to see my brother and sister. My parents brought Theo back to India with us, but left Maurice with Aunt Evie for education, and by that time Aunt Evie did not want to part with him and eventually she had sole care of him from the time her was 7 till her was 19 when my mother brought us (Theo and I) to England in 1920 to go to school there and she stayed on in England with us till my father returned in 1925 when she went back to India to close up the house and arrange for all our furniture etc to be shipped back to England.

In those days, British Government officials were granted "Home Leave" every three years, so that by the time I was 10 years old, I had three and a half trips to and from England. The return voyage London to Bombay in 1914 was scary as war had started and the ship was on submarine alert all through the Mediterranean and leave to England was cancelled for the duration of the Great War. So because of the huge waiting list for passengers, it was April 1920 before our family had leave in England. We arrived in April and my parents immediately started sorting through a list of schools to decide where Theo and I had to go, and so we started at St. Cuthberts School Southbourne in the May term of 1920. My mother stayed in England till Theo got her School Certificate and she took Theo back to India in 1924 and stayed with my father till he returned in 1925 when they all came back to England.

## Photo Contest Results



Bess Bright – Novice




Mike Fernandez—Novice

Contest results through January 2012		
NOVICE		
1st	Greg Grimes	75
2nd	Lance Glowacki	61
3rd	Bess Bright	56
4th	Mike Fernandez	50
5th	Alicia Grimes	42
INTERMEDIATE		
1st	Mike Greuter	76
2nd	Jim Mensay	51
3rd	Monica Losey	50
4th	Debbie Mensay	41
5th	0	0
ADVANCED		
1st	Terry Moore	70
2nd	Dennis Deavenport	65
3rd	Tom Collier	58
4th	Ken Knezick	57
5th	Ken Bean	49



Monica Losey – Intermediate



Debbie Mensay—Intermediate



# Upcoming Workshop: Underwater Composition & More March 5th, 2012

## Presenter: Dennis Deavenport

by Greg Grimes

Dennis will start as our March 5th meeting presentation on the subject of underwater composition. This presentation will go into some detail on this subjective and personal subject. Then on the following Saturday (**March 10, 2012 from 12:00 noon - 3:00**) he will lead a workshop held at the Bayland Community Center detailing this broad subjective topic in more detail. So plan on being at the general HUPS meeting on March 5th for the first part and then a follow up in depth workshop on March 10th where you will walk away understanding underwater composition principles better than ever before.

Here is what you can expect (but not limited to) from this workshop:

### Is it just learning how to "see" like the masters? Or is it more personal?

You've all heard the saying: *"I don't know much about art but I know what I like."* Or you might consider: *"Beauty is in the eye of the beholder."* What these two statements may be saying is that we all have a built-in "filter" that lets us perceive what is good and what is a bunch of nothing much.

In this workshop, we'll see many examples of different types of composition... not just the old war-horses, "the rule of thirds", "diagonals", etc, but some of the more interesting types of compositional tools that can work to make what we photograph underwater compelling, wonderful, and impossible to forget.

After we go over the examples and talk about them, we will get everyone involved by showing examples and having an open forum discussion on what we like, what we don't like, and why. I'll invite anyone that attends to bring 2-3 images on a thumb drive for the group to view and discuss. Finally, we'll judge a set of pictures, average the results and compare our scores with what the group likes.

This workshop will be all about how you perceive the world and why we like certain images and don't like others. Come and be heard. Learn about yourself and maybe, just maybe, become more perceptive of the beauty that surrounds us.




We will have a sign-up sheet available at the January-March meetings. You can also sign up here on [the forum](#) or send me a message at [greg@theworldinaflash.com](mailto:greg@theworldinaflash.com)

## SAVE THE DATE: Stop & Smell the Flowers Workshop & Brunch

Back by popular demand the annual trip to the beautiful [Enchanted Gardens](#) owned by one of our members (David Lenderman) family to work on our macro photography. This annual trip will allow us enjoy the grounds as well as get an opportunity to photograph the beautiful flora and fauna that will be in full bloom. Plan to bring your best macro lens, tripod and your willingness to find those little creatures that we are always on the hunt for. More details to follow. Following the photo adventure there will be a pot luck brunch at the Lenderman's home. Please bring your favorite dish to share.

Date: **April 8th from 8:00 a.m. to 10:00 a.m.** Sign up will soon be available on the forum as well as the next few Hups meetings.

The nursery is located at 6420 FM 359 in Richmond, TX. (between FM 359 and FM 723) Their website has a map should you need navigational assistance.





# 2012 Meetings

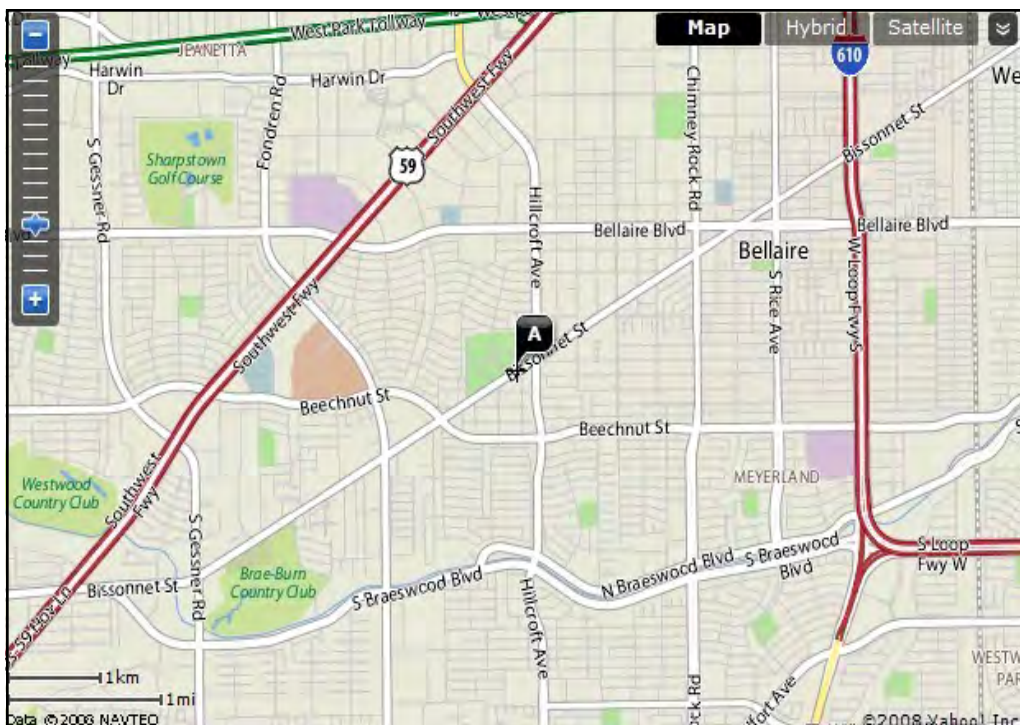
## Meetings & Presentations

Month	Date	Presenter	Show Title & Synopsis	Contest Topic
January	9th	Terry Moore	Terry Moore presents Afghanistan to Bonaire	Turtles
February	6th	Jesse Cancelmo	Capturing & Publishing Cave Images of Texas: (Goodenough Springs)	Angelfish & Butterfly Fish
March	5th	Dennis Deavenport	Underwater Composition	Two or More of a Kind (but less than a dozen)
April	2nd	TBA	TBA	Nudibranchs & Worms
May	7th	Mike Greuter	How HUPS has Improved My Composition	Real Small Macro
June	4th	TBA	TBA	Wide Angle
July	9th	Frank and Joyce Burek	TBA	Fish Portraits
August	6th	TBA	TBA	Leading Lines
September	10th	TBA	TBA	Gobies, Blennies, Jawfish, Triple-fins
October	1st	HUPS Members	Philippines Trip Recap	Cute/Funny
November	5th	TBA	TBA	Divers & Snorkelers
December	3rd	HUPS Members	HUPS Christmas Party	Best of HUPS and Creative



*The Houston Underwater Photographic Society meets at the Bayland Community Center starting at 7:00 PM.  
(Social time begins at 6:45)*

*(6400 Bissonnet, near the Hillcroft intersection)  
Visitors are always welcome.*



**2011 HUPS Officers**

**President:**

Jim Mensay

**Vice President:**

Greg Grimes

**Secretary:**

Tammy Allyn

**Treasurer:**

Tom Collier

**Membership/  
Newsletter:**

Alicia Grimes

**Photo Contest:**

Dennis Deavenport

**TGCC Rep:**

Frank Burek /  
Debbie Mensay

**Web Master:**

James Heimer

**Workshops:**

Greg Grimes

**Trip Coordinator:**

Alicia Grimes

**Historian:**

Frank Burek

**Special Events:**

Jan Baughman

**Board of Directors**

Mary McDonald

Jan Baughman

Frank Burek

Dennis Deavenport

Henry Ragland

Mike Greuter

Ken Knezick

Russell Ramsey

Mike Fernandez

Lance Glowacki

Bess Bright

***HUPS on the Web***



<http://www.hups.org/>



<http://www.youtube.com/user/HUPSdotORG>



<http://www.facebook.com/home.php?%23!group.php?gid=174168478778>

**HUPS**

P.O. Box 270056

Houston, TX 77277-0056

